



Board of Directors Meeting

April 15, 2026, 8:00 am MT

Members Present

Spencer Barzee, Jan Bayer, Jeremy Burgess, Tonia Burk, Burke Davis, Brady Dickinson, Dana Facer, Hiroshi Fukuoka (via zoom), Raini Hayden, Heath Jackson, Tyler Johnson, Mark Kress, Randy Lords, Shawn Tiegs (via zoom), Rob Sauer

Members Absent

None

Staff Present

Mike Federico, Julie Hammons, Chad Williams, and Conlin Coburn as secretary

Visitors

Vince Mann, Borah HS	Jennifer Murdock, Declo HS	Brent Knapp, Preston HS
Jason Warr, West Ada SD	Jason Willer, Capital HS	Tanner Baumann, Gooding HS
Craig Christensen, Post Falls HS	Linda Zollinger, Challis HS	Shayne Proctor, Madison HS
Tol Gropp, Timberline HS	Tom Shanahan, Bishop Kelly	Kristin Keetch, Castleford HS
Jon Hallock, Caldwell HS	Les Webb, Challis HS	Ty Price, Malad HS
Luke Wolf, Kuna HS	Matt Harris, Ririe HS	Todd Jensen, Butte County HS
Buck Hendren, Richfield HS	Stacy Wilson, Buhl HS	Tonya Wilkes, PCSD
Todd Cady, Columbia HS	Brenda Barnes, North Gem HS	Zach Dong, Kimberly HS
Jeff Schank, Kuna HS	Camille Yost, North Gem HS	Travis Hobson, Thunder Ridge HS
Dominic Bouvier, Kuna HS	Chad Hill, South Fremont HS	Tony Brulotte, Eagle HS
Allen Dade, Vallivue HS	Larry Taylor, WIC	Keri Carter, Canfield MS
Jessi Ward, Richard Mckenna	Lee Jay Cook, Carey HS	Kelly Caldwell, Genesee H
Travis Bell, Highland HS	Keelan McCaffery, Centennial HS	
Ty Shippen, Rigby HS	Trudy Weaver, Cassia SD	

AGENDA AMENDMENTS

A motion was made to add the Girl's Wrestling Expansion Proposal as an action item for a First Reading.

Motion carried

A motion was made to add the Idaho Fine Arts Regular Membership Application as an action item for a First Reading.

Motion carried

A motion was made to approve the agenda.

Motion carried

CONSENT AGENDA

Chad Williams presented the financial report. He reviewed the balance sheet and noted that the U.S. Bank account balance is lower than at the previous meeting due to the recent parking lot project. The parking lot improvement cost just under \$90,000. He explained that the Wells Fargo checking account reflects operating cash flow and currently holds approximately \$174,000, while the First Federal sweep account is designated for tournament cash flow and holds approximately \$261,000. (See pages 17-20)

Chad reviewed the financial statements and noted that interest and dividend income (E8) increased due to strong stock market performance. He also explained that funds have been periodically moved into the savings account to take advantage of new customer interest rates. Regarding Boys and Girls Basketball (E31 and E32), Chad noted that gate revenue is heavily influenced by which teams reach the championship, as attendance and ticket sales fluctuate and are outside organizational control. Dance/Cheer (B38) is currently blank, as the organization is still waiting on final information; however, the estimated total is approximately \$120,000, which is about \$10,000 less than last year.

Repairs and maintenance (B56) increased due to the parking lot project. Chad noted that when comparing year-over-year figures (C61), last year included a \$30,000 hotel expense that did not occur this year. On-site expenses (E104), which include tournament costs such as facility rental, staffing, and food, continue to rise. Sales tax (E110) is currently low because payment is still pending. Chad concluded that when comparing the surplus or loss to last year, the organization is not significantly off once additional incoming revenue is considered, with an expected variance of approximately \$90,000 due to the items discussed.

A motion was made to approve the consent agenda, which included the January 21, 2026 Board of Directors Minutes, Balance Sheet, Financial Report from July 1st, 2025 to March 31, 2026, and the IHSAA Board of Directors actions via phone or email.

Motion carried

REPORT ITEMS

YEA

Julie Hammons reported that a meeting has not yet taken place and is scheduled for May 4. The fund balance was at \$5.97 million on Feb. 28, noting that the stock market has declined somewhat since then. She shared that she is hopeful for a strong close by June 30, which is when the 4% disbursements for the 25-26 school year will be determined. She plans to contact schools that are close to full vestment to see if they are interested in sending in a voluntary vestment to allow them to reach full vestment for the 25-26 school year. She also met with representatives from District I to discuss their concerns about their ROI. As a result, representatives from District I will attend the next YEA Board meeting to address those concerns. Any updates or changes will be reported at the June Board meeting.

Marketing

Morgan Potter thanked the tournament managers from the winter tournaments and provided an update on planning for the 2026–2027 year, noting the addition of new assets for next year. She reported on a new “Support Your School” campaign in partnership with Country Financial and Gem State of Mind, which is a sportsmanship contest aimed at encouraging schools to adopt the Gem State of Mind initiative. Two schools will be selected as winners—one from classifications 1A–3A and one from 4A–6A—with each winning \$5,000 based on the number of public votes received. Anyone may vote for a school, and athletic directors or administrators must request a media kit or promotional materials, such as announcements or banners, to participate. Voting for the campaign closes on May 7.

Officials: Data

Chad Williams reviewed the most recent spreadsheet. Baseball and softball are up slightly, while track remains consistent with last year. He noted an increase reflected in the total number of officials, highlighting a four-year trend of growth, and expressed appreciation for that continued progress (see page 21)

Board Committees

- **State Tournament**
 - **1A/2A Cheer Proposal**- Julie Hammons discussed a proposal to create a new classification and split the 1As and 2As from the 3As. The committee reviewed it and decided they want to gather more information from schools before they move it from the committee. The office will reach out to the 1A-3A schools and report back on the findings. (see pages 22-24)
 - **Girls Wrestling Expansion, 26-28 alignment** - In reviewing wrestling participation data, it was noted that a higher percentage of boys have an opportunity to qualify for the state tournament compared to girls. An adjustment was implemented last year to address this issue; however, it was noted that the adjustment needs to be expanded further. This item is included later on the agenda as an action item for additional discussion.
 - **Baseball Pilot** - Mike Federico reported that the two-year baseball pilot program began last year and was successful. As a result, the committee decided to move it out of the pilot phase and continue the program for the next cycle. (see pages 25-26)
 - **AGL/PitchKount** - The Baseball Committee reviewed a proposal from Athletes Go Live, which was described as a baseball & softball scoring platform. Athletes Go Live has partnerships with the NFHS Network, GoFan, and MaxPreps, enhancing live streaming capabilities for baseball and softball through the NFHS platform. The system includes PitchKount, which electronically tracks every pitch thrown in a game and provides coaches with real-time updates as pitchers approach pitch limits. PitchKount also generates a pre-game report for coaches. The committee recommended piloting Athletes Go Live at the softball and baseball state tournaments, with consideration of making it a future requirement. (see page 27)
 - **iWanamaker - Golf Scoring** - Julie Hammons reported on iWanamaker, a real-time golf scoring program currently used by approximately 30 states for regular season, district, and state competitions. She expressed enthusiasm for the program, noting that it allows parents and fans to follow student-athletes' progress on the course in real time. The committee showed interest in implementing iWanamaker and discussed piloting the program at the 6A and 5A state tournaments in the fall. The program is free for both the association and schools. Fans would purchase access tickets, with the association determining the ticket price. Additional information will be provided following further review and potential contract consideration.
 - **Activity Card Misuse** - Chad Williams reported an incident involving the misuse of an activity card by an individual. The committee discussed the matter and determined that the school would be fined \$200, and the individual will not be issued an activity card for the following year.

- **FB Officials Representation** - Chad Williams reported that the committee reviewed a Football Officials Proposal discussing the official's representation. Ultimately, the committee decided not to move forward with it.

- **Budget**

- **Revenue & Expenses** – Chad Williams reported that the board spent significant time discussing the budget and noted a shortfall of about \$90,000 compared to last year. The discussion focused on possible areas to make cuts, ways to increase revenue, and known cost increases, particularly related to venues. One idea discussed was increasing activity card fees by \$5. The board also discussed whether holding more virtual board meetings could be a good option to help reduce costs. In addition, the board reviewed football reimbursements, which are typically under \$200, to determine whether adjustments with those should be considered. The board asked office staff to develop recommendations to help balance the budget in the future.

- **Representation**

- **Tennis 26-28** – Action on this item was taken later in the meeting.
- **Baseball 26-28** - Action on this item was taken later in the meeting.
- **Track 26-28** - A way was identified that could mathematically improve the format to make things more equal. Because the state tournament is too close, no changes will be made this year. For now, the change would be planned for the 2026–2028 cycle. (see pages 84-86)
- **Sawtooth Conference, 1A District IV Proposal: 1A Representation** – A proposal was presented to change 1A state representation. Since the new Rule 2-5 has not yet gone into effect, the committee decided it should be implemented and tested before making any
- **2A State Track Representation (2026)** – A proposal was made for possible switching of 2A representation for the State Track meet. After discussion, the committee did not move forward with the proposal, noting it was too close to the tournament to make changes.
- **Glenns Gerry Proposal: 3A WR Representation** -The committee reviewed this proposal and determined the alternative representation was more equitable, so it was not moved forward.

State Football: 2025 Financials, 2024 Financials, 2023 Financials

Chad Williams presented an overview of state football financials, comparing revenues over the past three years, including the Milk Bowl and earlier playoff rounds. He noted that in 2023, the total amount remitted to the IHSAA was approximately \$38,000, while in both 2024 and 2025 the total was approximately \$32,000. He further stated that although there is a common perception that the IHSAA generates significant revenue from these events, the majority of funds are redistributed back to member schools. Overall, he reported that financial performance remains consistent and on par with previous years. (see pages 28-33)

State Girls Basketball: Financials

Chad Williams reported on the state girls basketball financials, noting an anomaly on the first page. He pointed out that in the 5A 2025 category, gross income was about \$41,000, and said they aren't sure why that year and classification were so much higher. He further reported that overall totals were approximately \$21,000 the prior year, \$36,000 the year before that, and \$8,000 in the current year. This decrease represents a shortfall of about \$20,000 and was noted as a contributing factor in the current budget discussion. (see pages 34-36)

- **Student Media Production** - Mike Federico spoke about the student media production that took place at the state basketball tournaments. He highlighted the students who were involved in the media work, noting it was a great experience overall. Students were able to conduct post-game interviews, take photographs, and help lead the media coverage in a student-driven way. He shared that he partnered with West Ada on the project and felt it was a very successful effort, with hopes of making it fully student-led moving forward.

State Dance and Cheer: Financials

Julie Hammons reported on the State Dance and Cheer events, noting it was a significant year as the event was held outside the Treasure Valley for the first time. She shared that the financial results were better than expected given the new venue. Last year's income was approximately \$136,000, and this year is projected to be closer to \$123,000, with a small amount still outstanding.

She noted that Cheer performed better overall, though travel and on-site expenses were higher due to the location change. Last year's profit was approximately \$76,000, and this year is expected to be around \$60,000, including the remaining outstanding funds.

Overall, athletes responded positively to the venue. However, she noted that the setup presented some challenges, and staff will be working to maximize seating capacity. Discussions have already taken place with Mountain America regarding reorienting the court to its standard configuration, though seating capacity may be impacted. She also noted that the \$9 per ticket upcharge by the venue and its ticketing platform may be reduced, with a potential agreement to lower it to approximately \$1-\$2 for 2027. (see page 37-40)

State Wrestling: Financials

Chad Williams reported on State Wrestling, which was held at the Ford Idaho Center. He noted that Todd Cady and his staff did an excellent job managing the event. He stated that, compared to the last time the event was held there, the overall net profit was significantly higher this year. Overall, the tournament was a success. (see page 41)

State Boys Basketball: Financials

Chad Williams reported on the State Boys Basketball financials, noting that a backboard was shattered during the event and he thanked all staff for making necessary adjustments. He shared that there are still a small amount of outstanding funds from a few sites.

He also reviewed the three-year trend, noting that two years ago the boys tournament performed very well. Last year's total revenue was approximately \$124,000, and this year is currently around \$120,000. He indicated that once the remaining funds are received, this year's total is expected to surpass last year's. (see pages 42-44)

State Debate: Financials

Julie Hammons reported on State Debate financials, noting that there is no income generated from the event, and efforts are made to keep expenses as low as possible. She shared that Columbia hosted the tournament and did an excellent job, providing several special experiences for students that were very well received. She noted that the event typically results in a loss of approximately \$7,000-\$8,000 each year, and that this year's expenses were right on par with previous years. Overall, she reported that the tournament was very successful and that students had a great experience. (see page 45)

State Speech

Julie Hammons reported on State Speech, which took place last weekend and was hosted by Dana Facer and Pocatello High School. She noted that 46 schools participated, with over 300 students competing. The host site provided several engaging activities and positive experiences for the students involved. She stated that financials are not yet finalized but are expected to be similar to State Debate.

MaxPreps Winter Report

Mike Federico discussed the MaxPreps Winter Report, noting that the goal of the transition to MaxPreps was to help avoid having the strongest matchups in the early rounds of the tournaments. He reviewed historical data on how the No. 1–4 seeds have advanced over time, showing that higher seeds tend to win more often, and that trend has remained consistent. (see pages 46-53)

NFHS Network Reimbursement (24-25)

Mike Federico discussed the reimbursements received from the NFHS Network, highlighting the reimbursement plan. He explained that the VPS, or bonus received from the network, is based on revenue from streaming and ticketing that exceeds a set amount. This VPS total was approximately \$125,500, with about \$62,000 distributed back to schools.

He noted that the distribution formula is based on how long a school has been using the NFHS Network, along with factors such as the number of events produced and total viewership. The board discussed whether to discontinue sharing these funds with schools but ultimately decided to continue the current model. He also shared that 140 schools are currently participating in the network and emphasized that the content produced is ultimately the schools' product. (see pages 54-56)

IHSAA Goals 25-26

Chad Williams reviewed the IHSAA goals, noting that the top priority is building relationships. He shared that 1A is an ongoing annual goal, with the aim of having all areas marked as complete by the end of the year. He also highlighted the three-year goal of in-person visits, with the intent to visit every school during that timeframe, noting that many schools have already been visited and work is ongoing.

He reported that Goal 2B has been accomplished, and that co-op programs have been successfully digitized and are now automated. He noted that progress on Goal 2D has been more limited, though steps are being taken to digitize transfer forms. He also mentioned updates to the classification timeline under Goal 3. Overall, he stated that the organization is making solid progress toward meeting its goals. (see pages 57-58)

Recognition Awards

Julie Hammons reported on several recognition awards. She highlighted Molly Hatton, a student from North Fremont High School, who received the Heart of the Arts Award for Section 8. She noted that Molly has special needs and plays an important role in the school's musical theatre program. The award will be formally presented in the coming weeks during one of the school's performances.

She also recognized Cass Herbst for being named an NIAAA Hall of Fame member and expressed excitement for the honor.

IAAA Conference

Tyler Johnson reported on the IAAA Conference, noting that it was very successful and the most well-attended conference to date. He shared that the sessions were valuable and hoped attendees were able to learn and enjoy the experience. Julie mentioned the Women's Leadership session, noting that a panel discussion was held and received very positive feedback, with hopes of expanding the time allotted in the future. Randy Lords thanked the IAAA and athletic directors for allowing board members to attend the breakfast.

Director's Committees

- **Girls Wrestling Expansion**- This topic was discussed and voted on later in the meeting.
- **Wrestling**- Multiple items were discussed within the committee, with certain items to be voted on later in the meeting.
- **Classification** – This topic was discussed and voted on later in the meeting.
- **Sportsmanship** - Mike Federico reported that the Sportsmanship Committee met on Monday of this week, rather than its usual November meeting. The committee proposed this change due to uncertainty around when implementing rules established in November and moving the meeting earlier will allow for timelier implementation. The committee discussed ways to better support member schools, including providing additional information on the website for them to refer to. A significant portion of the discussion focused on coach behavior, with concerns primarily raised by students. Additionally, there was discussion of adopting a “pause” approach used in other states—temporarily stopping play when situations become heated to allow participants to refocus and de-escalate. The committee will distribute a synopsis of the meeting along with recommendations, which are expected to be implemented in the upcoming school year. (see pages 59-60)
 - **Battle of the Fans Winners** – The Student Advisory Council conducts a contest called Battle of the Fans, in which schools submit videos showcasing school spirit, sportsmanship, and activity diversity. The SAC reviews and votes on the submissions, with Deary selected as the winner in the small school category and Kuna selected as the winner in the large school category. Banners will be delivered to the winning schools this spring.
- **Sports Medicine Advisory** - Chad Williams reported that the Sports Medicine Advisory Committee has not met since the last board meeting. He expressed appreciation for the committee as a resource when issues arise. He also noted that some districts are underrepresented and encouraged members to recommend qualified individuals.
- **Parent Advisory** - Chad Williams reported that the Parent Advisory Committee has not met since the last board meeting.

School of Excellence: Midyear Calculations

Julie Hammons reported on the School of Excellence midyear standings and reminded members to closely review midyear standings, which include fall and winter performance, GPA, and state tournament results. She emphasized the importance of verifying that submitted data accurately reflects school performance and noted that all guidelines are available on the School of Excellence page. She also reminded members that the deadline for spring academic submissions is May 5. The final deadline for non-athletic activity GPA submissions is May 15. (see pages 61-66)

Winter Concussion Data

Chad Williams reported on the winter concussion data, noting that the total number remains around 400 concussions per year. He stated that while some sports saw fewer concussions this winter and others saw an increase, the overall numbers for the season were consistent with the average. (see page 67)

GoFan Fall Review

Mike Federico reported on the GoFan Fall Review and encouraged schools to review the accompanying PowerPoint, which includes fall data, network performance, and overall usage trends. He noted that GoFan provides a fall preview of school activity, including performance insights and a list of the top five streamed events, with the most viewed being a Monday Night Football game. He encouraged schools to review information to better understand current trends and network activities. (see pages 68-79)

IHSAA Awards

- **Interscholastic Star Student Scholarship** - Application deadline April 15th
- **Winter Sportsmanship** - Mike congratulated the schools that earned the Sportsmanship Award during the winter season. The board and Sportsmanship Committee approved presenting the sportsmanship award and t-shirts at both softball and baseball this year. The committee also approved providing T-shirts for football as part of the sportsmanship recognition.
- **Winter Academic** – Julie Hammons congratulated the winter academic winners and noted that the spring academic applications will be available soon.
- **Spirit of Sport** – nomination/application deadline May 15
- **Official of the Year** – from Boards of Control, application deadline May 15
- **Memorial Awards** – nomination deadline May 1
- **Student Advisory Council** – application deadline May 1
 - There are no returning students in Districts 1, 3, or 5. The program has received a strong number of applications and is open to sophomores only, with a graduation year of 2028. Applications are available online.

Some awards can only be voted on by the Board of Control. Julie Hammons will send out reminders for each award, and all selections will be finalized at the June board meeting.

Board Member Expiring Terms

- Music Educators: Hiroshi Fukuoka, replacement Phil Hartman District III
- Girls Coaches: Tonia Burk, replacement Shawn Lawler Timberlake HS
- District III: Rob Sauer, replacement Nick Smith, Boise SD
- IASSP: Burke Davis, reelected for second term
- District I: Jan Bayer, reelected for first term
- District V: Mark Kress, reelected for second term

Chad Williams said that they are appreciated for their contributions, noting that they have been very collaborative and impactful, and that he is excited to welcome the new members.

August Schedule

- IASA Conference, August 3-4, 2026
- IHSAA Annual Meeting: August 4, 2026, 1:30 pm
- IHSAA Hall of Fame: August 4, 2026, 6:30 pm
- IHSAA Work Session: August 5, 2026, 7:15 am
- IHSAA Board Meeting: August 5, 2026, 2:00 pm

The Hall of Fame is now the Tuesday of that week.

Membership Request

- **Richard McKenna Charter Secondary School Associate** – Richard McKenna Charter Secondary School has been approved as an Associate Member school.
- **Pine Grove Academy Associate** – Pine Grove Academy has been approved as an Associate Member.
- **Idaho Fine Arts Academy, Speech & Debate Only** – This topic was discussed later in the meeting.

Membership Forms

- **Associate Membership**
- **Regular Membership**

Spencer Barzee reported that the Department of Education does not actively manage accreditation beyond receiving information from Cognia, which is the accrediting body currently recognized by the Board of Education. For new schools seeking membership, it was determined that accreditation verification is best obtained directly through the Cognia application. Based on this, the accreditation language in both the associate and regular membership applications was updated. The change is subtle but important and applies to new members.

Rules & Regulations

- **Rule 8-16: 2026 Legislative Session** - Chad Williams reported on the Idaho High School Activities Association's response to changes related to IC 33-203, Subsection 6, which was challenged during the recent legislative session. Subsection 6 states that students who are not enrolled full time are eligible to participate where they reside, and two bills sought to modify that language. He noted that the IHSAA currently allows participation for students who are either enrolled full time or meet other established eligibility criteria, and that the association opposed the proposed changes due to concerns it could create an unfair advantage for smaller rural schools. He explained that under the proposed changes, students not enrolled full time could potentially choose to attend smaller schools near larger communities, which could negatively impact competitive balance and result in reduced playing opportunities for existing students. Chad Williams anticipates this issue will return in future legislative sessions and also expects further discussion on transfer rules. He noted that when previously reviewed, the committee recommended leaving the current transfer rules unchanged; however, if changes are required, a likely option would be one free transfer prior to junior year with certain conditions. He added that if further pressure occurs, this would likely be the direction considered, and member schools would be consulted for feedback.
- **Rule 17-1-4: Sample Letter to Request the Use of Protective Equipment** - Chad Williams discussed a sample letter he created for requesting the use of protective equipment. He noted that the previous version contained incorrect wording. If schools plan to use their equipment, they should use this updated template and ensure they obtain Board of Trustees approval.

ACTION ITEMS- FINAL READINGS

IHSAA 5-Year Tournament Calendar Proposal

A motion was made to approve Option 2 in the 5-year Tournament Calendar Proposal, beginning in the 2027-2028 school year, with modifications as needed as a Final Reading. (see pages 80-81)

Motion carried
11 Approve; 3 Deny

Activities Director Mentoring

A motion was made to approve the Activities Director Mentoring Programs with modifications as needed as a Final Reading. (see pages 82-84)

Motion carried

Rule 1-1-8: Meeting attendance

Chad Williams reported on changes to Rule 1-1-8, which now requires all new athletic directors to attend the in-person IHSAA In-Service training. The focus is on ensuring that athletic directors receive an appropriate level of training. He noted that the current training model used in the past does not provide sufficient time for effective instruction and preparation. He stated that a more in-depth, extended training format would likely be more effective in better preparing participants.

CURRENT
RULE 1-1-8 All new principals and athletic directors are required to attend annual IHSAA rules and regulations workshops that are held in each activity district at the beginning of the school year.
PROPOSED
RULE 1-1-8 REVISED All new principals and athletic directors are required to attend annual IHSAA rules and regulations workshops that are held in each activity district at the beginning of the school year. All new athletic directors must attend the in person IHSAA In Service training at the IHSAA office before the school year begins.

A motion was made to amend the proposal by striking “IHSAA” to remove the specific reference to the meeting location.

Motion carried

A motion was made to approve the proposed changes to Rule 1-1-8 with modifications as needed as a Final Reading.

Motion carried

Rule 10-1-6: Play-in game officials

A motion was made to approve the proposed changes to Rule 10-1-6 with modifications as needed as a Final Reading.

<i>Rule 10-1-6: Proposed</i>
Officials assigned to play-in games involving the sports of volleyball, football, soccer, basketball, baseball and softball will be selected from the host district.
In the sports of volleyball and basketball if one of the schools is from the host district, the officials should be selected from the activity districts involved in the play-in game. Officials from each participating district would be selected.

Motion carried

Rule 8-14-1 Bona fide move termination of previous address

A motion was made to approve the proposed changes to Rule 8-14-1 with modifications as needed as a Final Reading.

Rule 8-14-1.2a

Move Less Than 50 Miles If the parents of a student move to a new permanent residence within fifty miles of their home, the following documentation is required to confirm eligibility:

1. Letters
 - a. A letter from the parents explaining the reason for the move.
 - b. A letter of support from the school filing the athletic transfer request.
2. Proof of termination of all occupancy of previous address.
 - a. Escrow closing papers or official signed lease/rental termination **or documented lease/rental for a minimum of 12 months in another party's name.**
 - b. Evidence of termination of two utilities (e.g., electricity, water, & gas).
3. **Proof of physical relocation of parents/guardians & students to new permanent address.**
 - a. Escrow closing papers or official signed lease/rental agreement document, minimum 12 months.
 - b. Evidence of activation of two utilities (e.g., electricity, water, gas).
 - c. Evidence of auto insurance with new address.
 - d. Evidence of paystub with new address.
 - e. Parents and students of driving age must provide updated driver's licenses showing the new address.

Motion carried

2026-28 Wrestling Representation

This was approved in January with modifications as needed, and further adjustments were made following that approval. Feedback indicated that the use of decimals was creating a situation where only certain districts would qualify for the at-large consideration. Chad recalculated the figures to minimize the gap as much as possible. He did not include the girls' side at this time, as it will be addressed later. (see page 85)

A motion was made to approve the 2026-28 Wrestling Representation with modifications as needed as a Final Reading.

Motion carried

Milk Bowl Rotation 2026

A motion was made to approve the 2026 Milk Bowl Rotation with modifications as needed as a Final Reading. (see page 86)

Motion carried

Hall of Fame Selection

A motion was made to approve selecting three individuals to be inducted into the 2026 IHSAA Hall of Fame as a Final Reading.

Motion carried

The inductees for the 2026 Hall of Fame are Tim Cronnelly, Bob Ranells, and Ted Reynolds.

ACTION ITEMS- FIRST READINGS

Eagle Proposal: Football Quarters

A motion was made to approve the Eagle Football Quarter Proposal with modifications as needed as a First Reading.

Proposal

Game Limitations for Individual

6A, 5A, and 4A football players are permitted to play a maximum of four quarters per day and five quarters per week. 3A, 2A and 1A football players are permitted to play a maximum of five quarters per day and six quarters per week provided they are not a varsity starter on offense or defense. **Participating on special teams does not count as a quarter played.**

Motion carried

Wrestling Committee Proposal: Extend Certification Window

The proposal did not receive support from the Wrestling Committee and did not move forward; no action was taken.

Wrestling Committee Proposal: Rule 2-5-2, Representation Calculation Date

Last year, when this item was discussed, the calculation date was December 10, but it was not adopted due to concerns that sufficient data would not yet be available. Under the current proposal, that date has been changed to January 10, with calculations based on that year's data on a one-year cycle. While an annual calculation is expected to provide more accurate data, it may also result in larger gaps due to the shorter evaluation period. This recommendation is supported by the Wrestling Committee.

Rule 2-5-2

Proposed

State tournament representation in swimming, ~~wrestling~~, track, and tennis will be determined for a two-year period based on a percentage of schools in that classification. **Wrestling representation will be calculated annually using participation data from January 10 for the current year's state tournament.**

A motion was made to approve the Wrestling Committee Proposal: Rule 2-5-2 with modifications as needed as a First Reading.

Motion carried

Classification Committee Proposal: Rule 2-2-2a Timeline

Classification proposals were due December 15, which required the committee to prepare recommendations for the January board meeting; however, there was not sufficient time for the committee or the Board to thoroughly review the data. As a result, the committee proposed adjusting the timeline. Under the revised timeline, classification proposals would be due September 10, allowing for more complete data collection and additional review time prior to board consideration. (see page 87)

A motion was made to approve the Classification Committee Proposal: Rule 2-2-2a Timeline with modifications as needed as a First Reading.

Motion carried

State Track Proposal

This item came from the Track Proposal Review Committee, and these are the two proposals that advanced through the additional review process. Beginning in Spring 2027, 1A will have its own classification. There will be 12 spots for representation and 8 spots for relays.

Proposal to expand 1A Track and Change Relay Qualification for State

Beginning Spring 2027 State Track

1. 1A will have its own classification hosted at Mountain View High School.
 - a. 12 spots for representation in field events and running events
 - b. 8 relay spots for representation
2. Relay spots will go to district champions, and remaining spots will be assigned based on best district meet times.

A motion was made to approve the State Track Proposal with modifications as needed as a First Reading.

Motion carried

2027-28 State Track & Field Representation

A motion was made to approve the 2027 and 2028 State Track and Field Representation with modifications as needed as a First Reading. (see pages 88-90)

Motion carried

2027-28 State Tennis Representation

The two-year representation is based on the number of teams, with percentages aligned as closely as possible. The most important factor is ensuring that the correct number of teams are placed in the appropriate classification. (see page 91)

A motion was made to approve the 2027 and 2028 State Tennis Representation with modifications as needed as a First Reading.

Motion carried

2027-28 State Baseball Representation

With baseball removed from the pilot phase, the proposed format would apply to the 2027 and 2028 seasons and is based on 50% of schools within each classification. In the 6A classification, District 1 would receive a host berth, District 3's top two teams would host, and Districts 5–6 would receive one host berth. The 4A classification follows a different structure: in Year 1 of the cycle, District 1 would receive an automatic host berth, along with District 3 and the highest-ranked district champion between Districts 4 and 6; in Year 2, the top four ranked district champions would host.

A motion was made to approve the 2027 and 2028 State Baseball Representation with modifications as needed as a First Reading. (see page 92)

Motion carried

2026-2027 State Tournaments Sites: Move from tentative to approved

For 6A golf, it is down to the final two course options in the Coeur d'Alene area; if both are not secured, the event will be moved to Lewiston. A new 2A softball site is also being identified, currently listed as Quad Park, though there are several concerns with the location. Additional outreach will be made to District III schools to determine whether one of their facilities could host the event. (see pages 93-94)

A motion was made to approve moving the 2026-27 State Tournament sites from tentative to approved with modifications as needed as a First Reading.

Motion carried

2027-2028 State Tournaments Sites: Move from suggested to tentative

The assigned districts are determined for golf and speech arts; however, specific event locations have not yet been finalized. (see pages 93-94)

A motion was made to approve moving the 2027-2028 State Tournament Sites from suggested to tentative with modifications as needed as a First Reading.

Motion carried

Girls Wrestling Expansion Proposal

The Girls Wrestling Expansion Committee proposal included a survey sent to wrestling coaches presenting multiple options, with responses ultimately split fairly evenly among the choices. After reviewing the feedback, the committee recommended dividing competition into two classifications: smaller schools and larger schools. Larger schools are defined as 1,200 students and above, and smaller schools as 1,199 and below. Both classifications will include all 14 weight classes with a 16-person bracket. Awards will be given for 1st through 4th place in each classification. In addition, one plaque will be awarded to the 3A, 2A, or 1A school with the most points earned, based on the 26–28 member school classification. (see pages 95-96)

A motion was made to approve the Girls Wrestling Expansion Proposal with modifications as needed as a First Reading.

Motion carried

Idaho Fine Arts Academy - Regular Membership Application

Idaho Fine Arts Academy requires auditions in many of its activities. The school has previously requested membership; however, current bylaws do not allow tryout-based schools to be members. The school has confirmed that speech and debate will not be a tryout-based activity. They are seeking full membership for speech and debate only.

A motion was made to approve the Idaho Fine Arts Academy Regular Membership Application to begin in the fall of the 2026, with modifications as needed as a First Reading.

Motion carried

DISCUSSION ITEMS

- 1. Prairie Proposal : 40-yard width 8-Man Football Field** - Chad Williams discussed that at the January Board Meeting, survey results regarding this proposal were presented; however, the results were found to be incorrect because some schools voted more than once. The updated data is now accurate and supports the recommendation to take no action.
- 2. Rollie Lane 2026 Exemption** - This is a proposal from Todd Cady, manager of the Rollie Lane Tournament. He noted that every fourth year the tournament falls on an odd weekend, and this year it would occur on New Year's Eve and New Year's Day. The request is to move the tournament to the following weekend and have it only count as one date instead of two. (see page 97)

A motion was made to move the Rollie Lane 2026 Exemption from Discussion to First Reading, with modifications as needed.

Motion carried

- 3. Golf Proposal – Modification of Coaching Restrictions** - Julie Hammons discussed a proposed change to the restrictions for golf coaches during a match. Currently, coaches are only permitted to provide instruction between the green and the tee. The proposal would reverse this rule to allow coaches to give advice from tee

to green, with no additional coaching permitted once players step onto the green. Concerns were raised regarding the potential impact on pace of play and the ability to clearly identify who is acting as a coach; however, additional guidance on these issues is expected to be addressed later. (see pages 98-100)

A motion was made to move the Golf Proposal- modifications of coaching restrictions from Discussion to First Reading, with modifications as needed.

Motion carried

- 4. Shelley High School Proposal: Rule 8-2, Age Eligibility** – Burke Davis discussed a proposal from Shelley, noting a trend related to the age of student-athletes and reclassification. He explained that some families are choosing homeschooling options, which can result in students not beginning high school until around age 15 and therefore graduating at a later age. The proposal requests that the original intent of Rule 8-2 be reevaluated, along with other related considerations. (see pages 101-102)

A motion was made to move Shelly High School Proposal: Rule 8-2, age eligibility from Discussion to First Reading, with modifications as needed.

Motion carried

- 5. Rule 2-5-6b: Idaho Rankings** - Once records are submitted into MaxPreps, they can be reviewed before rankings are posted; however, previously, if an error was identified, it could not be corrected. This proposal provides additional flexibility to make corrections to scores that are identified prior to the rankings being posted.

Rule 2-5-6b Proposal

All regular season and district tournament game scores must be posted by each member school on MaxPreps by midnight Pacific Time on the Tuesday preceding the state play-in games. Football is due on Saturday preceding the play-in games. Schools that fail to meet this deadline will be fined \$1500 per sport. ~~Any~~ Scores submitted or modified after ~~the deadline~~ the Idaho rankings have been posted on the IHSAA website, will not be included in the final Idaho rankings.

A motion was made to move Rule 2-5-6b: Idaho Rankings from Discussion to First Reading, with modifications as needed.

Motion carried

- 6. Electronic Transfer Form and Electronic Activity Cards** - Chad Williams sent a survey to athletic directors regarding electronic transfer forms and electronic activity cards. He noted that officials used electronic cards this year, and the process went well. The survey results showed that 67% of athletic directors were in favor of electronic activity cards, and 92% were in favor of electronic transfer forms. He also stated that anyone receiving an activity card will be required to have a DragonFly account.

- 7. Proposal Basketball Rules & Regulations: Pre-game Dunking** - The Board discussed the Basketball Committee's review of issues related to broken backboards at the state tournament. The committee expressed uncertainty about whether a rule change should be implemented, noting limited support for such rules in other states. The possibility of requiring officials to be present prior to the start of warm-ups was also reviewed. It was suggested that a more narrowly defined proposal be developed for future consideration.

8. **Lifetime Pass Qualified Position: Athletic Trainer** -Mike Federico discussed whether school athletic trainers should be eligible for lifetime passes. He noted that currently athletic trainers do not qualify for a lifetime pass. One school raised the point that their athletic trainer has served for 30 years and questioned whether lifetime passes should be made available to athletic trainers.

A motion was made to move the Lifetime Pass Qualified Position: Athletic Trainer from Discussion to First Reading with modifications as needed.

Motion carried

9. **Buhl Proposal: Rule 8-12-2, 10 practice rule** – A proposal was reviewed to reduce the required number of mandatory practice days from 10 to 7 prior to the first competition for all sports except football and wrestling. The Board discussed input from the Sports Medicine Advisory Committee (SMAC), which raised concerns and did not support the proposal, noting that it does not align with NFHS guidelines or SMAC recommendations. It was clarified that if the IHSAA were to approve the proposal, it would be covered under the organization’s insurance. The Board also inquired whether SMAC has a specific recommended minimum number of practice days prior to competition.

INFORMATION

1. Letters
 - a. Timberline (W)
 - b. Leadore- Legends of the Game
 - c. Lapwai GBB
2. Boards of Control
 - a. District I Minutes
 - b. District II Minutes
 - c. District III Minutes
 - d. District V Minutes
 - e. District VI Minutes

A motion was made to adjourn the meeting at 11:21am.

Motion carried

IDAHO HIGH SCHOOL ACTIVITIES ASSOCIATION
BALANCE SHEET
as of 3/31/2026

CURRENT ASSETS		
Wells Fargo - Checking	\$174,261.03	
Wells Fargo - Savings	513,104.96	
Contingency Fund	679,217.14	
DragonFly Trust	12,096.77	
DragonFly - Card Account	24,375.00	
U S Bank - Savings	243,404.77	
First Federal - Sweep	261,816.45	
Petty Cash	1,485.43	
Accounts Receivable	15,000.00	
Total Current Assets		\$1,924,761.55
Property & Equipment		
Furniture & Equipment	\$170,132.58	
Vehicles	129,262.77	
Building	440,589.86	
Building Improvements	86,954.34	
Building Remodel/Construction	508,640.65	
Accum. Depreciation - Furniture/Equipment	(138,344.98)	
Accum. Depreciation - Storage	(32,334.00)	
Accum. Depreciation - Building Remodel	(120,818.00)	
Accum. Depreciation - Building	(407,695.00)	
Accum. Depreciation - Vehicles	(83,554.90)	
Total Property & Equipment		\$552,833.32
TOTAL ASSETS		\$2,477,594.87
LIABILITIES		
Unearned Sponsorship	120,000.00	
Scholarships Payable	29,333.00	
NWCA WR Website Dues	1,220.00	
Total Liabilities		\$150,553.00
Capital		
Members' Equity	\$1,832,728.33	
Board Designated Net Asset	500,000.00	
Net Income	(5,686.46)	
TOTAL LIABILITIES & CAPITAL		\$2,477,594.87

	A	B	C	D	E	F
1	2025-26 YTD		2024-25 YTD	2025-26 Budget	% OF BUDGET	2024-25 Reviewed
2	REVENUE					
3	GENERAL					
4	Sponsorships	\$559,342.28	\$558,825.02	\$725,000.00	77%	\$759,700.02
5	Catastrophic Insurance	144,600.00	139,840.00	140,000.00	103%	139,840.00
6	Memberships	92,725.00	94,165.00	95,000.00	98%	94,190.00
7	Activity Cards	286,991.00	265,926.00	265,000.00	108%	266,396.00
8	Interest/Dividends	62,173.70	36,058.46	2,500.00	2487%	56,429.57
9	Fines	5,255.00	805.00	0.00	0%	1,180.00
10	Publication Ads	0.00	0.00	0.00	0%	0.00
11	Misc. Publications	0.00	0.00	0.00	0%	0.00
12	Misc. Income	1,510.00	2,315.00	2,500.00	60%	2,535.00
13	All Star Percent.	0.00	0.00	0.00	0%	0.00
14	Hall of Fame	8,674.18	10,466.32	9,500.00	91%	10,466.32
15	Donations	0.00	0.00	0.00	0%	0.00
16	TOTAL GENERAL	\$1,161,271.16	\$1,108,400.80	\$1,239,500.00	94%	\$1,330,736.91
17						
18	OFFICIALS					
19	Registration Fees	\$49,605.00	\$37,829.71	\$40,000.00	124%	\$37,709.71
20	Officials Cards	24,410.00	0.00	40,000.00	61%	0.00
21	Rule Books	346.46	125.00	100.00	346%	125.00
22	Spirit Tech Judge Reg.	0.00	0.00	0.00	0%	0.00
23	Speech Arts Fees	0.00	0.00	0.00	0%	0.00
24	TOTAL OFFICIALS	\$74,361.46	\$37,954.71	\$80,100.00	93%	\$37,834.71
25						
26	ACTIVITIES					
27	Football	\$301,744.45	\$294,794.70	\$300,000.00	101%	\$294,794.70
28	Volleyball	52,274.70	76,728.00	50,000.00	105%	76,728.00
29	Cross Country	17,200.85	32,667.70	18,000.00	96%	32,667.70
30	Swimming	16,902.90	17,580.45	17,500.00	97%	17,580.45
31	Boys Basketball	308,654.20	314,321.33	350,000.00	88%	323,780.33
32	Girls Basketball	164,124.98	185,685.76	185,000.00	89%	189,395.76
33	Wrestling	174,055.70	157,427.10	160,000.00	109%	157,427.10
34	Soccer	114,236.55	65,693.80	98,000.00	117%	65,693.80
35	Track	0.00	0.00	85,000.00	0%	88,311.04
36	Softball	0.00	0.00	40,000.00	0%	50,331.13
37	Baseball	0.00	0.00	100,000.00	0%	117,816.35
38	Dance/Cheer	0.00	130,682.05	120,000.00	0%	130,682.05
39	Speech Arts	200.00	300.00	100.00	200%	300.00
40	Programs	18,939.75	22,837.00	25,000.00	76%	28,034.00
41	Vendor Fees	0.00	1,500.00	0.00	0%	1,500.00
42	Broadcast Rights	141,038.00	136,397.90	203,500.00	69%	176,679.90
43	YEA Management	13,795.70	13,525.20	27,591.00	50%	27,050.40
44	Revenue Share	0.00	0.00	0.00	0%	0.00
45	TOTAL ACTIVITIES	\$1,323,167.78	\$1,450,140.99	\$1,779,691.00	74%	\$1,778,772.71
46						
47	TOTAL REVENUE	\$2,558,800.40	\$2,596,496.50	\$3,099,291.00	83%	\$3,147,344.33

	A	B	C	D	E	F
48						
49						
50	EXPENSES					
51	GENERAL					
52	Publications	\$0.00	\$0.00	\$50.00	0%	\$0.00
53	Committees	3,131.71	4,733.21	5,000.00	63%	4,733.21
54	Board of Directors	46,027.52	45,405.22	65,000.00	71%	66,080.54
55	Office Supplies	5,799.79	7,125.98	7,500.00	77%	7,522.85
56	Repair & Maintenance	88,396.03	5,148.22	8,000.00	1105%	5,893.46
57	Xerox Mntnce Agrmnt	9,445.40	2,216.00	6,000.00	157%	3,023.39
58	Printing	2,935.64	4,852.21	5,000.00	59%	4,852.21
59	Dues & Subscrip.	9,189.49	9,131.05	12,000.00	77%	9,659.57
60	Public Relations	2,240.00	12,430.00	5,000.00	45%	12,480.00
61	Miscellaneous	3,362.22	38,455.41	6,000.00	56%	39,134.81
62	Intern	0.00	2,559.00	0.00	0%	2,559.00
63	Equipment/Furniture	1,557.62	2,665.79	7,000.00	22%	2,749.52
64	Automobile	2,350.38	1,862.03	5,000.00	47%	2,205.61
65	Utilities	6,076.29	8,150.35	9,000.00	68%	9,375.08
66	Telephone/Internet	3,367.10	2,979.57	4,500.00	75%	3,899.28
67	Bank Charges/NSF Checks	135.68	171.72	300.00	45%	205.64
68	Travel	32,850.21	36,915.13	50,000.00	66%	47,589.05
69	Catastrophic Ins.	185,628.14	178,962.14	179,000.00	104%	178,962.14
70	Legal	9,579.50	9,728.38	13,000.00	74%	12,912.88
71	Accounting	11,800.00	11,100.00	11,500.00	103%	11,100.00
72	Postage	4,209.54	4,169.69	6,500.00	65%	5,519.57
73	Hall of Fame	24,887.59	28,496.15	25,000.00	100%	28,496.15
74	Insurance	1,126.00	14,328.00	16,500.00	7%	14,328.00
75	Website Expense	8,195.00	11,185.00	8,000.00	102%	11,185.00
76	TOTAL GEN. EXP.	\$462,290.85	\$442,770.25	\$454,850.00	102%	\$484,466.96
77						
78	PERSONNEL					
79	Salaries	\$413,779.35	\$381,449.14	\$555,000.00	75%	\$511,306.22
80	Payroll Taxes	81,276.53	74,936.59	115,000.00	71%	100,454.12
81	Employee Benefits	79,603.35	76,949.05	110,000.00	72%	101,906.70
82	Contract Labor	4,950.00	5,638.33	8,000.00	62%	8,038.33
83	Education/Training	0.00	0.00	1,000.00	0%	0.00
84	TOTAL PERSONNEL	\$579,609.23	\$538,973.11	\$789,000.00	73%	\$721,705.37
85						
86	OFFICIALS					
87	Rule Books	\$45,945.29	\$46,469.23	\$45,000.00	102%	\$46,469.23
88	Rules Clinics	27,843.86	28,949.06	27,000.00	103%	28,949.06
89	Background Checks	0.00	0.00	0.00	0%	0.00
90	Officials Training	1,250.00	900.00	2,500.00	50%	900.00
91	Officials Insurance	44,787.00	44,787.00	45,000.00	100%	44,787.00
92	TOTAL OFFICIALS	\$119,826.15	\$121,105.29	\$119,500.00	100%	\$121,105.29
93						
94	PAGE TOTALS	\$1,161,726.23	\$1,102,848.65	\$1,363,350.00		\$1,327,277.62

	A	B	C	D	E	F
95						
96						
97						
98	EXPENSES CONT'D.					
99	TOTALS FORWARD	\$1,161,726.23	\$1,102,848.65	\$1,363,350.00		\$1,327,277.62
100						
101	ACTIVITIES					
102	Referees/Judges	\$261,460.84	\$257,961.47	\$325,000.00	80%	\$322,521.29
103	Team Reimbursements	114,015.40	88,435.19	120,000.00	95%	88,435.19
104	On-Site Expenses	610,063.25	619,334.40	694,441.00	88%	793,907.93
105	Programs	0.00	8,429.14	10,000.00	0%	11,060.29
106	Awards	115,150.70	112,510.42	120,000.00	96%	119,271.36
107	Sweatshirts	181,339.50	186,738.66	270,000.00	67%	257,470.32
108	Milk/Milk Crew	8,890.63	8,687.51	11,500.00	77%	9,562.51
109	Interscholastic Star/SAC	11,028.57	12,308.36	30,000.00	37%	32,262.07
110	Sales Tax	38,032.88	70,932.45	80,000.00	48%	85,619.08
111	Pixellot Reimbursement	62,778.86	59,906.47	75,000.00	84%	59,906.47
112	TOTAL ACTIVITIES	\$1,402,760.63	\$1,365,337.60	\$1,735,941.00	81%	\$1,780,016.51
113						
114	Amortization Expense					
115	Depreciation Expense					\$51,165.00
116						
117	GRAND TOTAL EXP.	\$2,564,486.86	\$2,468,186.25	\$3,099,291.00	83%	\$3,158,459.13
118						
119						
120	TOTAL REVENUE	\$2,558,800.40	\$2,596,496.50	\$3,099,291.00	83%	\$3,147,344.33
121	TOTAL EXPENSES	\$2,564,486.86	\$2,468,186.25	\$3,099,291.00	83%	\$3,158,459.13
122	SURPLUS/LOSS	(\$5,686.46)	\$128,310.25	\$0.00		(\$11,114.80)

Table 1

Sport	2025-26	2024-25	2023-24	2022-23	
Football	460	463	407	356	
Soccer	199	202	182	166	
Volleyball	230	243	207	181	
Swimming	73	56	N/A	N/A	
Basketball	708	681	667	564	
Wrestling	172	148	125	117	
Baseball	253	244	205	187	
Softball	209	205	193	179	
Track	52	52	41	35	
Total	2356	2294	2027	1785	
Total Unique		1670	1502	1332	
	Finalized # for 25/26				
			Updated 2.23.26		



Oakley High School

Home of the Hornets

Cassia Joint School District #151
JAREN WADSWORTH, Principal
RUE NELSON, Secretary

455 West Main Street
Oakley, ID 83346
Phone (208) 862-3328
Fax (208) 862-3330

Re: 1A-2A Cheer Classification Proposal

Dear 1A-2A Athletic Directors and Administrators,

The Idaho High School Activities Association (IDHSAA) currently offers cheer competitions primarily together for 1A-3A levels. However, 1A and 2A schools, with smaller ratio numbers than the bigger 3A schools, often lack equitable competitive opportunities. This proposal seeks to establish a 1A-2A Cheer Competition that ensures fair competition among smaller schools while fostering growth, participation, and recognition of cheer teams in Idaho.

Justification Based on Classification Ratios The IDHSAA classification system is based on school enrollment, with the following approximate student population breakdowns:

6A	1280 & over
5A	1279-640
4A	639-320
3A	319-160
2A	159-85
1A	84 & below

**enrollment numbers pulled from IDHSAA 24-26*

Currently, Idaho State Cheer Competitions primarily involve 1A-3A schools, where larger enrollments allow for more extensive programs, multiple coaches, and greater access to resources. However, 1A and 2A schools face significant challenges, including:

Smaller talent pools: Fewer students mean fewer cheerleaders available to form competitive teams.

Limited resources: Smaller budgets restrict access to professional choreographers, training facilities, and travel opportunities.

Unfair competition: Competing against schools with significantly larger enrollments places 1A and 2A teams at a disadvantage. (2A Schools \approx 5:1 student ratio, 1A Schools \approx 7:1 student ratio).

By creating a separate 1A-2A State Cheer Competition, IDHSAA would align with existing classification standards (including enrollment and competitive equity) used in other sports and activities, ensuring fairness and inclusivity.

Proposed Competition Structure

- **Eligibility:** Open to all IDHSAA-sanctioned 1A and 2A schools with cheer programs.
- **Categories:** Sideline, Pom, Show, Stunt.
- **Judging Criteria:** Utilize the existing IDHSAA cheer scoring rubric adapted to reflect the unique challenges and strengths of smaller schools.
- **Location and Venue:** Rotating host site based on geographic interest, with a centrally located venue (e.g., Pocatello, Twin Falls, or Boise) to maximize accessibility.
- **Timing:** Held in conjunction with the existing IDHSAA cheer/dance competition calendar, potentially as a standalone event or a subdivision of the current State competition.

Benefits of a 1A-2A Cheer Competition

- **Competitive Equity:** Ensures fair competition among schools with similar enrollment sizes and resources. Team sports in Idaho are allowed to petition to play down (or up) if their programs are not being successful (competitive equity). Cheer does not have that option because there is only a 3A classification. Judging is also affected by the sizes of the cheer teams.
- **Encouragement of Growth:** Establishes a clear competitive pathway for small school programs, leading to increased participation.
- **Recognition and Visibility:** Provides 1A-2A student-athletes with opportunities to showcase their talents at a State-sanctioned event. Teams are allowed to compete against schools who have the same small sized squads.
- **Alignment with other IDHSAA Activities:** Follows classification principles used in other sports like basketball, volleyball, and football ensuring consistency.
- **Community Engagement:** Increases school spirit and community involvement by providing an additional avenue for student participation.

Conclusion The establishment of a 1A-2A State Cheer Competition in Idaho would ensure that student-athletes at smaller schools have an equitable opportunity to compete, grow, and be recognized for their hard work. Many bordering States are also using this classification system for the same reasons (Utah). We urge the IDHSAA to consider this proposal in support of the continued expansion of cheer as a vital extracurricular activity across all classifications.

Next Steps

1. Conduct a survey among 1A-2A schools to gauge interest and anticipated participation.
2. Identify potential host venues and secure partnerships for judging and event organization.
3. Submit an official proposal to the IDHSAA for consideration in the next competition cycle.

We look forward to collaborating and working with IDHSAA (Julie Hammon) and Idaho's small-school communities to make this competition a reality.

****Dairy West is in support of this student opportunity as a partner to IDHSAA.--Jaclyn St. Johns 3/2/26***

2025 State Baseball Review

- Games in all areas of the State
- Travel
 - 1 of 52 participating teams traveled two weeks in a row
- Top Teams got it
- Top teams advanced
- 3 person officiating crews
- Hotel accommodations
 - Host sites reserve
 - Neutral Sites/Common Sites
- MaxPreps questions
 - Data entry
 - Tie Games
 - Forfeits
 - Manipulation of rankings with “added” games
 - Playing games on the date of MaxPreps deadline
 - Pacific vs. Mountain time
- If necessary, game schedule (3 in one day possibility)
 - Play-In Series Data
 - 6 of 20 tournaments played (30%), went to “If Necessary” games
 - 4 of 12 double elimination tournament played (33%), played 3 games in a day
 - 1 of 5 championship series tournaments played (20%) played 3 games in a day
- All qualifying teams from one area? If different than host area
- Streaming, ticketing, personnel
- Update sites (Orofino)
- Ground rules to coaches/umpires written prior to state
- Umpire Feedback
 - Everyone took a pay cut with the state game fees that were paid (this was across the board compared to regular season, regional, and super regional game fees).
 - Three-man mechanics need to be used on all state championship series games (it's just better coverage wise, by a long way, so better for all involved).
 - Umpires shouldn't be dressing/undressing in parking lots or grass areas (certainly we should have a facility of some sort to do this in private).
 - The Rodeo Park site is not the best option on venues (according to district III umpires, there are much better fields, facilities, etc throughout the Treasure Valley).
 - Should not require any team to potentially have to play three games in a day. It would be better to play the last loser out game on Friday night, then do the championship and if games on Saturday (copied straight from an umpire's email response).I'm not sure how it would look and or work but having Saturday be strictly a championship day (and if game if necessary) with Thursday and Friday being front

loaded and down to two teams on Saturday (again, copied straight from an umpire's email response).

- State association umpire hats would help the look of uniformed umpires across all six districts (this is in the works with Greg Pettit communicating with Feds and umpire gear manufacturing companies).

OPINIONS:

- I love the new state tournament format!!! You're giving more kids the opportunity to play and compete at a higher level.
- First, we feel it was unfair that the game we had with Glens Ferry score was changed without any input from our point of view. We believe that would have changed our Max prep standing. Then we would not be driving up to Orofino.
- Second this week is Graduation in Lewiston, so rooms are a nightmare to get. The one decent hotel in Orofino does not have enough rooms available for both nights. This weekend is going to end up costly for a 3 team play in game.
 - University of Idaho
 - 2026 Saturday May 16
 - 2027 Saturday May 15
 - 2028 Saturday May 13
 - LCSC
 - 2026 Friday May 15
 - 2027 Friday May 14
 - 2028 Saturday May 12
 - WSU
 - 2026 Saturday May 9
 - 2027 Saturday May 8
 - 2028 Saturday May 6
 - Hot Shots Soccer (CDA)
 - 2026 May 8-9
 - 2027 May 7-8
 - 2028 May 12-13

BASEBALL COMMITTEE ADJUSTMENTS FOR 2026

- 1) **Change game times for Championship Series:**

Thursday	Game 1 @ 4:00 pm	Game 2 @ 7:00 pm	
Friday	Game 3 @ 1:00 pm	Game 4 @ 4:00 pm	Game 5 @ 7:00 pm
Saturday	Game 6 @ 2:00 pm	Game 7 @ 5:00 pm	(If Necessary)
- 2) **Play-In Site Managers meeting (via zoom) on Sunday May 3rd**
- 3) **Change name of Play-In Series to "State Regionals"**
- 4) **Group Hotel Reservations (State Regionals) for District I & District II**
- 5) **Increase Umpire pay to \$83**
- 6) **3-Person Mechanics for Championship Series (match SB tournament)**
 - a. **Conversations have already taken place**

LEAGUE TESTED. COACH APPROVED.



SAVE TIME + IMPROVE ACCURACY + PROMOTE PLAYER SAFETY

PitchKount is a comprehensive system focused on streamlining pitch count data management – **ensuring better accountability, transparency, rule adherence and player safety.**

PITCHKOUNT PROVIDES ...

- School-specific home pages
- Automatic day-of-rest calculations
- Daily, pitcher availability reports
- Ability to view opponent's pitcher availability report
- In-game max limit and ineligible pitcher alerts
- Efficient tracking of varsity and sub-varsity pitchers
- Mobile accessibility
- Year-round monitoring of pitcher workloads
- Integrated with AthletesGoLive scoring app

**"GREAT PRODUCT THAT'S MADE
MANAGING PITCH COUNTS SIMPLE."**

Paul Glass, Jeff Davis High School - 2017, 2019 & 2021
GHSA AA State Champs

AVOID INFRACTIONS + PROTECT YOUR PROGRAM

Contact us at sales@pitchkount.com to take the first step in securing comprehensive protection for your program.

IN USE SINCE 2017 ...



Milk Bowl Financial Summary 2025

Revenue	Kibbie Dome	Albertsons Stadium	ICCU Dome	Middleton HS	Total
Gate	\$17,987.14	\$36,534.20	\$64,159.55	\$21,365.45	\$140,046.34
Programs	<u>306.00</u>	<u>708.00</u>	<u>987.00</u>	<u>576.00</u>	<u>\$2,577.00</u>
GROSS REVENUE	<u>\$18,293.14</u>	<u>\$37,242.20</u>	<u>\$65,146.55</u>	<u>\$21,941.45</u>	<u>\$142,623.34</u>

Expenses

On-Site Expenses	\$434.00	\$4,020.00	\$1,760.00	\$3,440.00	\$9,654.00
Rent	7,646.89	20,989.27	16,060.60	\$0.00	\$44,696.76
Security	0.00	550.08	0.00	\$0.00	\$550.08
Parking	0.00	0.00	0.00	\$0.00	\$0.00
Ambulance	0.00	0.00	0.00	\$0.00	\$0.00
Sales Tax	<u>1,035.46</u>	<u>2,108.05</u>	<u>3,687.54</u>	<u>1,241.97</u>	<u>\$8,073.02</u>
TOTAL SITE EXPENSES	<u>\$9,116.35</u>	<u>\$27,667.40</u>	<u>\$21,508.14</u>	<u>\$4,681.97</u>	<u>\$62,973.86</u>

Additional Expenses

Team Reimbursements	\$11,226.00
Referees	12,084.83
Awards*	6,518.40
TOTAL EXPENSES	<u>\$92,803.09</u>

MILK BOWL NET REVENUE \$49,820.25

Team Reimbursements

School	Site	Miles	Mileage	Allowance	Total
Rigby	ICCU Dome	65	195.00	360.00	555.00
Timberline	ICCU Dome	249	747.00	1,200.00	1,947.00
Hillcrest	Albertsons Stadium	282	846.00	1,000.00	1,846.00
Bishop Kelly	Albertsons Stadium	5	15.00	300.00	315.00
Kimberly	ICCU Dome	112	336.00	270.00	606.00
Homedale	ICCU Dome	272	816.00	900.00	1,716.00
Ririe	Middleton HS	327	981.00	1,200.00	2,181.00
Nampa Christian	Middleton HS	14	42.00	240.00	282.00
Kendrick	Kibbie Dome	24	72.00	150.00	222.00
Logos	Kibbie Dome	1	3.00	150.00	153.00
Carey	Middleton HS	175	525.00	500.00	1,025.00
Tri-Valley	Middleton HS	<u>76</u>	<u>228.00</u>	<u>150.00</u>	<u>378.00</u>
TOTAL		<u>1602</u>	<u>\$4,806.00</u>	<u>\$6,420.00</u>	<u>\$11,226.00</u>

2025 Football Totals

Revenue	\$298,873.76
Expenses	\$197,589.76
Reimbursments	<u>\$68,477.46</u>
Net Revenue	<u>\$32,806.54</u>

*Awards include 12 trophies (2 per classification), all medals and banners

**Idaho High School Activities Association
6A and 5A Football Pre-Championship Rounds
2025**

	001	002	003	004	
	6A		5A		
	<u>Game 1</u>	<u>Game 2</u>	<u>Game 1</u>	<u>Game 2</u>	
Team A	Rigby	Timberline	Hillcrest	Bishop Kelly	
Team B	Rocky Mtn	Coeur d'Alene	Twin Falls	Skyline	
Game Site	Rigby	Timberline	Hillcrest	Bishop Kelly	
Miles Team A	0	0	0	0	
Miles Team B	307	452	161	282	Total Miles 1202
Revenue	15,291.55	15,309.20	8,406.35	10,918.00	
Less Sales Tax	865.56	866.56	475.83	618.00	
Net Revenue	14,425.99	14,442.64	7,930.52	10,300.00	
IHSAA Fees	2,163.90	2,166.40	1,189.58	1,545.00	
Rent	0.00	0.00	0.00	0.00	
Referees	2,375.64	1,565.30	2,150.64	2,138.55	
Awards*	146.15	146.15	146.15	146.15	
On-site Exp.	517.86	1,100.00	325.00	1,750.00	
Ambulance	0.00	0.00	0.00	0.00	
Security	0.00	633.57	0.00	706.53	
Total Expenses	5,203.55	5,611.42	3,811.37	6,286.23	
Mileage Reimb.					
Team A: Food	0.00	0.00	0.00	0.00	
Mileage	0.00	0.00	0.00	0.00	
Team B: Food	2,000.00	2,000.00	250.00	500.00	
Mileage	921.00	1,356.00	483.00	846.00	
Profit/Loss	6,301.44	5,475.23	3,386.15	2,667.77	
Amt for distribution	17,830.59				Food/Mileage Total
Team A	2,228.82	2,228.82	2,228.82	2,228.82	8,356.00
Team B	2,228.82	2,228.82	2,228.82	2,228.82	

Where there wasn't enough to pay both food and mileage, mileage was paid @ \$3/mile or pro-rated and nothing was allocated for food. Any remaining "profit"

	Food/ Mileage	Revenue Sharing	Pre-Championship Total	Milk Bowl Reimb.**	Total Reimb.
Rigby	0.00	2,228.82	2,228.82	555.00	2,783.82
Rocky Mountain	2,921.00	2,228.82	5,149.82		5,149.82
Timberline	0.00	2,228.82	2,228.82	1,947.00	4,175.82
Coeur d'Alene	3,356.00	2,228.82	5,584.82		5,584.82
Hillcrest	0.00	2,228.82	2,228.82	1,846.00	4,074.82
Twin Falls	733.00	2,228.82	2,961.82		2,961.82
Bishop Kelly	0.00	2,228.82	2,228.82	315.00	2,543.82
Skyline	1,346.00	2,228.82	3,574.82		3,574.82
TOTAL	8,356.00	17,830.59	26,186.59	4,663.00	30,849.59

6A/5A REVENUE 47,099.15
EXPENSES 20,912.56

* Awards is the cost of 4 trophies(Third Place) divided between 4 games.

This figure may change every three years if trophy bid changes

**This data links from the "Milk Bowl Summary" spreadsheet

**Idaho High School Activities Association
4A Football Pre-Championship Rounds
2025**

	007	008	009	010	011	012	
	Game 1	Game 2	Game 3	Game 4	Game 5	Game 6	
Team A	Fruitland	Kimberly	Sugar-Salem	Homedale	Fruitland	Sugar-Salem	
Team B	Buhl	American Falls	Snake River	Weiser	Kimberly	Homedale	
Game Site	Fruitland	Kimberly	ICCU Dome	Homedale	Fruitland	ICCU Dome	
Miles Team A	0	0	82	0	0	82	
Miles Team B	170	84	30	49	188	272	Total Miles: 957

Revenue	7,489.15	5,920.70	8,734.25	6,103.80	10,520.05	10,745.35
Less Sales Tax	423.91	335.13	494.39	345.50	595.47	608.23
Net Revenue	7,065.24	5,585.57	8,239.86	5,758.30	9,924.58	10,137.12

IHSAA Fees	1,163.05	867.11	1,397.97	901.66	1,734.92	1,777.42
Rent	0.00	0.00	5,361.25	0.00	0.00	5,604.89
Referees	816.20	750.40	903.60	785.40	1,446.65	921.20
Awards*	48.71	48.71	48.71	48.71	48.71	48.71
On Site Exp.	400.00	400.00	620.00	400.00	400.00	615.00
Ambulance	0.00	0.00	0.00	0.00	0.00	0.00
Security	0.00	0.00	0.00	0.00	0.00	0.00

Total Expense	2,427.96	2,066.22	8,331.53	2,135.77	3,630.28	8,967.22
----------------------	-----------------	-----------------	-----------------	-----------------	-----------------	-----------------

Mileage Reimb.

Team A	0.00	0.00	0.00	0.00	0.00	215.22
Team B	510.00	252.00	0.00	147.00	564.00	713.92

If there wasn't enough money to pay \$3 per mile, mileage was pro-rated and nothing was left to distribute

Profit/Loss	4,127.28	3,267.34	-91.67	3,475.53	5,730.30	240.76	16,749.54
--------------------	-----------------	-----------------	---------------	-----------------	-----------------	---------------	------------------

Amt for distribution

Team A	1,981.09	1,470.30	-45.84	1,563.99	2,750.54	108.34
Team B	2,146.18	1,797.04	-45.84	1,911.54	2,979.76	132.42

	Rnd 1 Mileage	Rnd 1 Rev.	Rnd 1 Total	Rnd 2 Mileage	Rnd 2 Rev.	Rnd 2 Total	Total Miles/Rev.	Milk Bowl**	Total Reimburse.
Fruitland	0.00	1,981.09	1,981.09	0.00	2,750.54	2,750.54	4,731.64		4,731.64
Buhl	510.00	2,146.18	2,656.18			0.00	2,656.18		2,656.18
Kimberly	0.00	1,470.30	1,470.30	564.00	2,979.76	3,543.76	5,014.06	606.00	5,620.06
American Falls	252.00	1,797.04	2,049.04			0.00	2,049.04		2,049.04
Sugar-Salem	0.00	-45.84	-45.84	215.22	108.34	323.57	277.73		277.73
Snake River	0.00	-45.84	-45.84			0.00	-45.84		-45.84
Homedale	0.00	1,563.99	1,563.99	713.92	132.42	846.33	2,410.32	1,716.00	4,126.32
Weiser	147.00	1,911.54	2,058.54			0.00	2,058.54		2,058.54
TOTAL	909.00	10,778.48	11,687.48	1,493.14	5,971.06	7,464.20	19,151.68	2,322.00	21,473.68

4A Revenue	46,710.66
Expenses	27,558.98

* Awards is the cost of 2 trophies(Third Place) divided between 6 games.

This figure may change every three years if trophy bid changes

**This data links from the "Milk Bowl Summary" spreadsheet

**Idaho High School Activities Association
3A Football Pre-Championship Rounds
2025**

	014 Game 1	015 Game 2	016 Game 3	017 Game 4	018 Game 5	019 Game 6	
Team A	Ririe	Priest River	West Side	North Fremont	Ririe	West Side	
Team B	New Plymouth	Aberdeen	West Jefferson	Nampa Christian	Aberdeen	Nampa Christian	
Game Site	ICCU Dome	Priest River	West Side	Nampa Christian	ICCU Dome	ICCU Dome	
Miles Team A	68	0	0	352	68	65	
Miles Team B	283	584	150	0	41	256	Total Miles: 1867

Revenue	4,494.80	4,272.85	3,570.90	3,877.75	9,211.10	5,882.80
Less Sales Tax	254.42	241.86	202.13	219.50	521.38	332.99
Net Revenue	4,240.38	4,030.99	3,368.77	3,658.25	8,689.72	5,549.81

IHSAA Fees	598.08	556.20	455.32	498.74	1,487.94	859.96
Rent	2,761.85	0.00	0.00	0.00	6,372.40	3,018.01
Referees	854.00	793.80	588.30	743.40	1,308.00	1,238.97
Awards*	48.71	48.71	48.71	48.71	48.71	48.71
On Site Exp.	670.00	400.00	400.00	400.00	765.00	715.00
Ambulance	0.00	0.00	0.00	0.00	0.00	0.00
Security	0.00	0.00	0.00	0.00	0.00	0.00

Total Expense	4,932.64	1,798.71	1,492.33	1,690.85	9,982.05	5,880.65
----------------------	-----------------	-----------------	-----------------	-----------------	-----------------	-----------------

Mileage Reim.

Team A	204.00	0.00	0.00	1,056.00	0.00	0.00
Team B	849.00	1,752.00	450.00	0.00	0.00	0.00

if there wasn't enough money to pay \$3 per mile, mileage was pro-rated and nothing was left to distribute

Profit/Loss	-1,745.26	480.28	1,426.45	911.41	-1,292.34	-330.84	-550.30
--------------------	------------------	---------------	-----------------	---------------	------------------	----------------	----------------

Amt for distribution

Team A	-1,134.42	216.13	641.90	501.27	-646.17	-181.96
Team B	-610.84	264.16	784.55	410.13	-646.17	-148.88

	Rnd 1 Mileage	Rnd 1 Rev.	Rnd 1 Total	Rnd 2 Mileage	Rnd 2 Rev.	Rnd 2 Total	Total Miles/Rev.	Milk Bowl**	Total Reimburse.
Ririe	204.00	-1,134.42	-930.42	0.00	-646.17	-646.17	-1,576.59	2,181.00	604.41
New Plymouth	849.00	-610.84	238.16				238.16		238.16
Priest River	0.00	216.13	216.13				216.13		216.13
Aberdeen	1,752.00	264.16	2,016.16	0.00	-646.17	-646.17	1,369.99		1,369.99
West Side	0.00	641.90	641.90	0.00	-181.96	-181.96	459.94		459.94
West Jefferson	450.00	784.55	1,234.55				1,234.55		1,234.55
North Fremont	1,056.00	501.27	1,557.27				1,557.27		1,557.27
Nampa Christian	0.00	410.13	410.13	0.00	-148.88	-148.88	261.25	282.00	543.25
TOTAL	4,311.00	1,072.88	5,383.88	0.00	-1,623.18	-1,623.18	3,760.70	2,463.00	6,223.70

3A Revenue	29,537.92
Expenses	25,777.22

* Awards is the cost of 2 trophies(Third Place) divided between 6 games.

This figure may change every three years if trophy bid changes

**This data links from the "Milk Bowl Summary" spreadsheet

**Idaho High School Activities Association
2A 8 Man Football Pre-Championship Rounds
2025**

	021 Game 1	022 Game 2	023 Game 3	024 Game 4	025 Game 5	026 Game 6	
Team A	Kendrick	Grace	Kamiah	Logos	Kendrick	Kamiah	
Team B	Notus	Prairie	Raft River	Hagerman	Grace	Logos	
Game Site	Lewiston	ICCU Dome	Raft River	Lewiston	Kibbie Dome	Kamiah	
Miles Team A	30	56	447	35	24	0	
Miles Team B	263	475	0	387	612	78	Total Miles: 2407

Revenue	3,027.25	3,704.25	2,475.75	1,862.55	4,916.00	3,478.65
Less Sales Tax	171.35	209.67	0.00	0.00	278.26	196.90
Net Revenue	2,855.90	3,494.58	2,475.75	1,862.55	4,637.74	3,281.75

IHSAA Fees	378.38	474.19	321.36	229.38	677.55	442.26
Rent	433.34	5,521.60	0.00	433.33	4,766.89	0.00
Referees	680.00	480.00	865.80	576.00	1,048.60	975.00
Awards*	48.71	48.71	48.71	48.71	48.71	48.71
On-site Exp.	403.00	705.00	300.00	403.00	430.00	300.00
Ambulance	0.00	0.00	0.00	0.00	0.00	0.00
Security	0.00	0.00	0.00	0.00	0.00	0.00

Total Expenses	1,943.43	7,229.50	1,535.87	1,690.42	6,971.75	1,765.97
-----------------------	-----------------	-----------------	-----------------	-----------------	-----------------	-----------------

Mileage Reimb.

Team A	90.00	0.00	939.88	14.28	0.00	0.00
Team B	789.00	0.00	0.00	157.85	0.00	234.00

if there wasn't enough money to pay \$3 per mile, mileage was pro-rated and nothing was left to distribute

Profit/Loss	33.46	-3,734.92	0.00	0.00	-2,334.01	1,281.77	-4,753.70
--------------------	--------------	------------------	-------------	-------------	------------------	-----------------	------------------

Amt for distribution

Team A	15.06	-2,427.70	0.00	0.00	-1,517.11	576.80
Team B	18.40	-1,307.22	0.00	0.00	-816.90	704.98

	Rnd 1 Mileage	Rnd 1 Rev.	Rnd 1 Total	Rnd 2 Mileage	Rnd 2 Rev.	Rnd 2 Total	Total Miles/Rev.	Milk Bowl**	Total Reimburse.
Kendrick	90.00	15.06	105.06	0.00	-1,517.11	-1,517.11	-1,412.05	222.00	-1,190.05
Notus	789.00	18.40	807.40			0.00	807.40		807.40
Grace	0.00	-2,427.70	-2,427.70	0.00	-816.90	0.00	-2,427.70		-2,427.70
Prairie	0.00	-1,307.22	-1,307.22			-816.90	-2,124.13		-2,124.13
Kamiah	939.88	0.00	939.88	0.00	576.80	576.80	1,516.68		1,516.68
Raft River	0.00	0.00	0.00			0.00	0.00		0.00
Logos	14.28	0.00	14.28	234.00	704.98	938.98	953.25	153.00	1,106.25
Hagerman	157.85	0.00	157.85			0.00	157.85		157.85
TOTAL	1,991.01	-3,701.46	-1,710.45	234.00	-1,052.24	-818.24	-2,528.69	375.00	-2,153.69

2A Revenue	18,608.25
Expenses	21,136.94

* Awards is the cost of 2 trophies(Third Place) divided between 6 games.

This figure may change every three years if trophy bid changes

**This data links from the "Milk Bowl Summary" spreadsheet

Idaho High School Activities Association
1A 8 Man Football Pre-Championship Rounds
2025

	027	028	029	030	031	032	
	Game 1	Game 2	Game 3	Game 4	Game 5	Game 6	
Team A	Council	Coeur du Christ	Tri-Valley	Genesee	Council	Tri-Valley	
Team B	Garden Valley	Carey	Deary	Wallace	Carey	Wallace	
Game Site	Council	Coeur du Christ	Lewiston	Genesee	Council	Tri-Valley	
Miles Team A	0	0	191	0	0	0	
Miles Team B	113	546	45	148	266	332	Total Miles: 1641

Revenue	2,729.85	1,348.25	1,835.85	2,046.00	3,586.60	3,605.55
Less Sales Tax	154.52	76.32	103.92	115.81	203.02	204.09
Net Revenue	2,575.33	1,271.93	1,731.93	1,930.19	3,383.58	3,401.46

IHSAA Fees	336.30	140.79	209.79	239.53	457.54	460.22
Rent	0.00	0.00	433.33	0.00	0.00	0.00
Referees	615.00	580.00	631.20	506.00	1,338.00	1,258.00
Awards*	48.71	48.71	48.71	48.71	48.71	48.71
On-site Exp.	300.00	300.00	403.00	300.00	300.00	300.00
Ambulance	0.00	0.00	0.00	0.00	0.00	0.00
Security	0.00	0.00	0.00	0.00	0.00	0.00

Total Expenses	1,300.01	1,069.50	1,726.03	1,094.24	2,144.25	2,066.93
-----------------------	-----------------	-----------------	-----------------	-----------------	-----------------	-----------------

Mileage Reimb.

Team A	0.00	0.00	5.90	0.00	0.00	0.00
Team B	339.00	202.43	0.00	444.00	798.00	996.00

if there wasn't enough money to pay \$3 per mile, mileage was pro-rated and nothing was left to distribute

Profit/Loss	936.32	0.00	0.00	391.95	441.34	338.53	2,108.15
--------------------	---------------	-------------	-------------	---------------	---------------	---------------	-----------------

Amt for distribution

Team A	421.34	0.00	0.00	176.38	198.60	152.34
Team B	514.98	0.00	0.00	215.57	242.74	186.19

	Rnd 1	Rnd 1	Rnd 1	Rnd 2	Rnd 2	Rnd 2	Total	Milk	Total
	Mileage	Rev.	Total	Mileage	Rev.	Total	Miles/Rev.	Bowl**	Reimburse.
Council	0.00	421.34	421.34	0.00	198.60	198.60	619.95		619.95
Garden Valley	339.00	514.98	853.98			0.00	853.98		853.98
Coeur du Christ	0.00	0.00	0.00			0.00	0.00		0.00
Carey	202.43	0.00	202.43	798.00	242.74	1,040.74	1,243.17	1,025.00	2,268.17
Tri-Valley	5.90	0.00	5.90	0.00	152.34	152.34	158.24	378.00	536.24
Deary	0.00	0.00	0.00			0.00	0.00		0.00
Genesee	0.00	176.38	176.38			0.00	176.38		176.38
Wallace	444.00	215.57	659.57	996.00	186.19	1,182.19	1,841.77		1,841.77
TOTAL	991.33	1,328.27	2,319.60	1,794.00	779.87	2,573.87	4,893.48	1,403.00	6,296.48

1A Revenue 14,294.43

Expenses 9,400.96

* Awards is the cost of 2 trophies(Third Place) divided between 6 games.

This figure may change every three years if trophy bid changes

**This data links from the "Milk Bowl Summary" spreadsheet

Girls Basketball Financial Summary

6A	2021	2022	2023	2024	2025	2026
	Idaho Center	Idaho Center	Idaho Center	Idaho Center	Idaho Center	Idaho Center
Income						
Ticket Sales	\$11,370.00	\$27,622.50	\$37,920.80	\$31,894.10	\$35,497.65	\$41,176.15
Tournament Passes	14,216.00	27,912.00	29,064.00	36,660.00	39,628.00	37,114.00
Programs	<u>495.00</u>	<u>1,135.25</u>	<u>1,305.00</u>	<u>1,904.00</u>	<u>1,694.00</u>	<u>1,735.00</u>
GROSS INCOME	\$26,081.00	\$56,669.75	\$68,289.80	\$70,458.10	\$76,819.65	\$80,025.15
Expenses						
On-site Expense	\$28,371.64	\$36,120.76	\$41,924.20	\$45,559.69	\$45,255.43	\$47,793.47
Officials	3,797.13	5,042.76	6,356.41	4,703.25	6,851.68	6,980.94
Awards	775.92	807.72	897.18	958.68	928.79	928.79
Sales tax	<u>1,476.28</u>	<u>3,207.72</u>	<u>3,865.46</u>	<u>3,988.19</u>	<u>4,348.28</u>	<u>4,529.73</u>
TOTAL EXPENSES	\$34,420.97	\$45,178.96	\$53,043.25	\$55,209.81	\$57,384.18	\$60,232.93
NET PROFIT/LOSS	-\$8,339.97	\$11,490.79	\$15,246.55	\$15,248.29	\$19,435.47	\$19,792.22
Difference		\$19,830.76	\$3,755.76	\$1.74	\$4,187.18	\$356.76

5A	2021	2022	2023	2024	2025	2026
	Mountain View	Mountain View	Timberline	Timberline	Mountain View	Mountain View
Income						
Ticket Sales	\$12,078.00	\$27,208.50	\$15,279.50	\$18,253.85	\$40,975.96	\$17,990.93
Programs	<u>283.50</u>	<u>1,020.00</u>	<u>675.00</u>	<u>702.00</u>	<u>535.50</u>	<u>405.00</u>
GROSS INCOME	\$12,361.50	\$28,228.50	\$15,954.50	\$18,955.85	\$41,511.46	\$18,395.93
Expenses						
On-site Expense	\$4,319.57	\$5,023.33	\$5,839.96	\$6,869.82	\$7,458.02	\$9,185.42
Officials	3,797.13	5,042.76	6,356.41	4,703.05	6,487.68	6,652.94
Awards	775.92	807.72	897.18	958.68	928.79	928.79
Sales tax	<u>699.71</u>	<u>1,597.84</u>	<u>903.08</u>	<u>1,072.97</u>	<u>2,349.71</u>	<u>1,041.28</u>
TOTAL EXPENSES	\$9,592.33	\$12,471.65	\$13,996.63	\$13,604.52	\$17,224.20	\$17,808.43
NET PROFIT/LOSS	\$2,769.17	\$15,756.85	\$1,957.87	\$5,351.33	\$24,287.26	\$587.50
Difference		\$12,987.68	-\$13,798.99	\$3,393.46	\$18,935.94	-\$23,699.76

4A	2021	2022	2023	2024	2025	2026
	Middleton	Eagle	Skyview	Middleton	Middleton	Skyview
Income						
Ticket Sales	\$11,345.00	\$16,461.00	\$15,999.44	\$14,641.90	\$16,823.50	\$14,752.80
Programs	<u>238.00</u>	<u>576.00</u>	<u>562.50</u>	<u>720.00</u>	<u>702.00</u>	<u>463.50</u>
GROSS INCOME	\$11,583.00	\$17,037.00	\$16,561.94	\$15,361.90	\$17,525.50	\$15,216.30
Expenses						
On-site Expense	\$3,947.05	\$6,896.96	\$7,445.63	\$6,050.21	\$7,753.69	\$8,651.45
Officials	3,797.13	5,042.76	6,356.40	4,703.25	6,454.68	7,005.94
Awards	775.92	807.72	897.18	958.68	928.79	928.79
Sales tax	<u>655.64</u>	<u>964.36</u>	<u>937.47</u>	<u>869.54</u>	<u>992.01</u>	<u>861.30</u>
TOTAL EXPENSES	\$9,175.74	\$13,711.80	\$15,636.68	\$12,581.68	\$16,129.17	\$17,447.48
NET PROFIT/LOSS	\$2,407.26	\$3,325.20	\$925.26	\$2,780.22	\$1,396.33	-\$2,231.18
Difference		\$917.94	-\$2,399.94	\$1,854.96	-\$1,383.89	-\$3,627.51

Girls Basketball Financial Summary

3A	2021	2022	2023	2024	2025	2026
	Bishop Kelly	Kuna	Bishop Kelly	Kuna	Bishop Kelly	Kuna
Income						
Ticket Sales	\$11,476.00	\$21,534.50	\$19,658.50	\$17,443.50	\$18,583.65	\$18,169.20
Programs	343.00	702.00	491.00	210.00	0.00	418.50
GROSS INCOME	<u>\$11,819.00</u>	<u>\$22,236.50</u>	<u>\$20,149.50</u>	<u>\$17,653.50</u>	<u>\$18,583.65</u>	<u>\$18,587.70</u>
Expenses						
On-site Expense	\$4,892.05	\$6,233.33	\$6,772.43	\$9,520.21	\$11,879.61	\$13,079.83
Officials	3,797.13	5,042.76	6,356.40	4,703.25	7,052.68	6,944.94
Awards	775.92	807.72	897.18	958.68	928.79	928.79
Sales tax	669.00	1,258.67	1,140.54	999.25	1,051.90	1,052.13
TOTAL EXPENSES	<u>\$10,134.10</u>	<u>\$13,342.48</u>	<u>\$15,166.55</u>	<u>\$16,181.39</u>	<u>\$20,912.98</u>	<u>\$22,005.69</u>
NET PROFIT/LOSS	\$1,684.90	\$8,894.02	\$4,982.95	\$1,472.11	-\$2,329.33	-\$3,417.99
Difference		\$7,209.12	-\$3,911.07	-\$3,510.85	-\$3,801.44	-\$1,088.66

2A	2021	2022	2023	2024	2025	2026
	Columbia	Columbia	Columbia	Columbia	Columbia	Columbia
Income						
Ticket Sales	\$12,146.00	\$16,510.50	\$17,355.49	\$16,545.70	\$17,477.10	\$20,155.40
Programs	234.50	720.00	337.50	516.00	445.50	450.00
GROSS INCOME	<u>\$12,380.50</u>	<u>\$17,230.50</u>	<u>\$17,692.99</u>	<u>\$17,061.70</u>	<u>\$17,922.60</u>	<u>\$20,605.40</u>
Expenses						
On-site Expense	\$5,477.05	\$5,738.33	\$8,314.03	\$8,597.80	\$9,037.24	\$12,263.34
Officials	3,797.13	5,042.76	6,356.40	4,703.25	6,770.68	7,070.94
Awards	775.92	807.72	897.18	958.68	928.79	928.79
Sales tax	700.78	975.31	1,001.49	965.76	1,014.49	1,166.34
TOTAL EXPENSES	<u>\$10,750.88</u>	<u>\$12,564.12</u>	<u>\$16,569.10</u>	<u>\$15,225.49</u>	<u>\$17,751.20</u>	<u>\$21,429.41</u>
NET PROFIT/LOSS	\$1,629.62	\$4,666.38	\$1,123.89	\$1,836.21	\$171.40	-\$824.01
Difference		\$3,036.76	-\$3,542.49	\$712.32	-\$1,664.81	-\$995.42

1A	2021	2022	2023	2024	2025	2026
	Nampa	Nampa	Nampa	Nampa	Nampa	Owyhee
Income						
Ticket Sales	\$7,625.00	\$10,310.00	\$11,880.69	\$7,581.60	\$9,408.65	\$11,597.80
Programs	416.50	594.00	319.50	319.50	0.00	472.50
GROSS INCOME	<u>\$8,041.50</u>	<u>\$10,904.00</u>	<u>\$12,200.19</u>	<u>\$7,901.10</u>	<u>\$9,408.65</u>	<u>\$12,070.30</u>
Expenses						
On-site Expense	\$3,812.05	\$5,453.33	\$6,899.45	\$7,349.70	\$7,263.69	\$8,391.91
Officials	3,797.13	5,042.75	6,356.40	4,703.25	6,765.68	7,195.94
Awards	775.92	807.72	897.18	958.68	928.79	928.79
Sales tax	455.18	617.21	690.58	447.23	532.57	683.22
TOTAL EXPENSES	<u>\$8,840.28</u>	<u>\$11,921.01</u>	<u>\$14,843.61</u>	<u>\$13,458.86</u>	<u>\$15,490.73</u>	<u>\$17,199.86</u>
NET PROFIT/LOSS	-\$798.78	-\$1,017.01	-\$2,643.42	-\$5,557.76	-\$6,082.08	-\$5,129.56
Difference		-\$218.23	-\$1,626.41	-\$2,914.35	-\$524.31	\$952.51

Girls Basketball Financial Summary

2026 GIRLS BASKETBALL PLAY-IN GAMES

	Grangeville	Twin Falls	Prairie	American Falls	Cascade
Income				CASH	
Ticket Sales	\$555.55	\$759.25	\$859.80	\$326.70	\$667.50
Expenses					
Officials	\$370.00	\$292.40	\$453.00	\$328.14	\$370.00
On Site	270.00	275.00	175.00	245.00	205.00
Sales Tax	31.45	42.98	48.67	18.49	37.78
TOTAL EXPENSES	\$671.45	\$610.38	\$676.67	\$591.63	\$612.78
NET PROFIT/LOSS	-\$115.90	\$148.87	\$183.13	-\$264.93	\$54.72

PLAY-IN TOTALS:

Income

Ticket Sales \$3,168.80

Expenses

Officials \$1,813.54

On Site 1,170.00

Sales Tax 179.37

TOTAL EXPENSES \$3,162.91

NET PROFIT/LOSS \$5.89

Current Year State Tournament (does not include play-in games):

Gross Income \$164,900.78

Total Expenses \$156,123.81

Net Profit \$8,776.97

Previous Year's State Tournament:

Gross Income \$181,771.51

Total Expenses \$144,892.45

Net Profit \$36,879.06

Two Year's Prior State Tournament:

Gross Income \$147,392.15

Total Expenses \$126,261.76

Net Profit \$21,130.39

Dance/Cheer Financial Summary

	2021	2022	2023	2024	2025	2026
	Idaho Center	Idaho Center	Idaho Center	Idaho Center	Idaho Center	Mtn America
Income						CASH
Gate receipts	\$45,840.00	\$88,851.00	\$94,524.24	\$106,634.90	\$130,682.05	\$119,368.87
Programs	3,665.00	4,258.00	4,819.24	4,760.96	4,550.00	
Vendor Fees	0.00	3,420.00	3,340.00	1,800.00	1,500.00	0.00
GROSS INCOME	<u>\$49,505.00</u>	<u>\$96,529.00</u>	<u>\$102,683.48</u>	<u>\$113,195.86</u>	<u>\$136,732.05</u>	<u>\$119,368.87</u>
Expenses						
On-site expense	\$23,617.82	\$24,254.61	\$28,049.84	\$30,663.22	\$30,850.36	\$35,211.11
Judges	6,032.60	7,520.83	10,377.08	8,918.07	12,527.75	13,159.82
Awards	9,894.57	9,101.08	9,763.00	9,616.39	9,420.85	9,959.60
Sales tax	2,802.17	5,463.91	5,812.27	6,407.31	7,739.55	6,756.73
TOTAL EXPENSES	<u>\$42,347.16</u>	<u>\$46,340.43</u>	<u>\$54,002.19</u>	<u>\$55,604.99</u>	<u>\$60,538.51</u>	<u>\$65,087.26</u>
NET PROFIT/LOSS	\$7,157.84	\$50,188.57	\$48,681.29	\$57,590.87	\$76,193.54	\$54,281.61
Difference		\$43,030.73	-\$1,507.29	\$8,909.58	\$18,602.67	-\$21,911.93

State Dance & Cheer Feedback

I would like to start my email with a congratulations to all of the participants, as well as the winners, in yesterday's state competition. There was a lot of talent in that building!

As the grandmother of one of those cheerleaders who traveled nine hours to attend I would like to share my disappointment with you concerning the competition.

The day that tickets went on sale I attempted to purchase reserved tickets within two hours of the launch. There were only scattered single tickets available. My only choice was general admission. Looking at the seating chart (map?) that I had I thought that would be fine as it showed a large number of raised seating, as well as those located on the floor. What it failed to show was the giant raised stage for the judges that virtually blocked sight to the competition floor for all general admission except the two small sections toward the front, right next to the curtain.

I arrived to the venue early so I could secure seating as soon as the prior session was finished. As I entered, I was told that my small, cross body purse could not be brought into the venue. I returned to my car, bringing cash and my keys, as well as my phone. I attempted to purchase a bottle of water but was told they only take cards, no cash. That would have been nice to know when they made me take my purse out to my car. I was waiting by the entrance for my son and his girlfriend as I had their tickets that needed scanned. I watched multiple people be allowed in with purses and bags much larger than mine. They definitely were not diaper bags, nor were they clear. While I realize this may not have anything to do with IHSAA, every question that was asked they said it was all you.

After everyone finally made their way through security (that line was stupid long) we went to get seats. One team (I'm not sure which one) had basically one entire general admission section "saved." Poms in the seats, coats, etc. We were told that there were general admission seats in the top level which were accessed by the elevator. We found seats next to a section filled with other spectators. However, we were rudely told to leave and that the seats we were in were not to be used. The people sitting right next to us were allowed to stay. We went back downstairs and sat in the very top of the general admission, as far to the side as we could to try and see. While I realize there were two screens that faced the sides, the camera was zoomed so far out you basically could not see anything.

At some point in our search for seats where we could see some part of the competition floor it was announced that you cannot save seats for general admission. Too little, too late (this was directly before they began competition...).

After paying \$60 for 3 general admission seats where you basically could see the back of the judges, 18 hours of travel and 2 nights in a hotel, as well as food for the weekend I am left with a very sour taste in my mouth. I would encourage the IHSAA to think long and hard before having a competition of this type at this venue again. I heard so many complaints from people regarding the setup, especially the giant raised stage for the judges. One comment was "imagine how much they would charge us for seats if you could actually see."

I have previously attended this competition in Boise and did not see any of these concerns. I am not certain why the competition was moved to Idaho Falls this year. I am hopeful it was a one and done.

Sincerely,
Shelly Scott
Proud Cheer Grandma

Anonymous

Why organize an event for the biggest competition of the season and have half the seating area blocked off and put a giant stage in the center for the other half of the seats to be blocked off this is ridiculous never have this event here again or figure out how to actually run the competition efficiently

Greeting,

I wanted to express my immense disappointment in the arena for state cheer this year. The Mountain America Event Center is big enough, but the judges' platform placement was deplorable. None of the general admission seating could see the stage in its entirety. I'm sure I'm not the first, nor the last, to express disgust over the tournament this year. I would implore the committee to rethink future years. Unfortunately, it was our last year, and the arena ruined the whole event.

These athletes deserve much better than this.

A concerned advocate,
Whitney May

Crystal Naylor

Seating arrangement for spectators at the Mountain America Center were very poor. Side views only. Idaho Center in Boise better accommodating for spectators.

Also, I did not agree with the judging results. Winners were all 3 A schools. However, 2A and 1 A schools had to compete in this group as well. I did not agree with their rankings. Tickets prices very high for the view.

Thank you for listening.

Dear Idaho High School Activities Association,

I would first like to express how impressed I have been with the continued growth and support of cheerleading across our state. The increased visibility, organization, and competitive structure surrounding the Cheerleading State Championships reflect meaningful progress for the sport. It is evident that effort has been made to elevate cheerleading and provide athletes with a championship-level experience, and that is appreciated.

With that said, I am writing to express my disappointment regarding this year's venue at the Mountain America Center.

The primary concern was seating. Every seat in the venue was positioned off to the side of the performance floor, which significantly limited the viewing experience. Even the "premium" or best-available tickets were located on a flat floor behind rows of people, where spectators could see little more than the backs of heads. For an event that athletes dedicate countless hours preparing for, families and supporters should be able to clearly watch and enjoy the performance. Unfortunately, that was not the case.

In addition to the seating concerns, the ticket cost did not reflect the quality of the viewing experience. It is difficult to justify the expense when spectators cannot adequately see the athletes they traveled to support.

We traveled from Bear Lake to attend this event, and we would gladly make the longer trip to Boise if it ensures a venue that properly accommodates spectators. In past years, events held in Boise have provided a much better layout and overall experience for fans and families. Quite honestly, even venues such as Blackfoot High School have offered a more functional and spectator-friendly seating arrangement than what we experienced this year.

Our cheerleaders deserve a championship setting that highlights their performances and allows their communities to fully support them. I respectfully ask that the association strongly consider keeping the Cheerleading State Championships in Boise moving forward, where the venue better supports both athletes and spectators.

Thank you for your continued work in growing and supporting cheerleading in Idaho, and for considering this feedback.

Sincerely,
Cameron Crane
Bear Lake

Wrestling Financial Summary

	2021	2022	2023	2024	2025	2026
	Idaho Center	Holt Arena	Idaho Center	Holt Arena	Holt Arena	Idaho Center
Income						
Gate receipts	\$19,363.00	\$139,716.00	\$141,832.00	\$150,184.70	\$157,427.10	\$174,055.70
Programs	<u>1,662.01</u>	<u>2,766.00</u>	<u>2,592.00</u>	<u>2,142.00</u>	<u>2,371.50</u>	<u>3,150.00</u>
GROSS INCOME	<u>\$21,025.01</u>	<u>\$142,482.00</u>	<u>\$144,424.00</u>	<u>\$152,326.70</u>	<u>\$159,798.60</u>	<u>\$177,205.70</u>
Expenses						
On-site expense	\$42,121.07	\$55,855.37	\$79,285.56	\$73,399.68	\$72,428.56	\$90,583.13
Officials	21,194.83	31,372.09	38,269.36	33,011.62	39,874.10	34,885.74
Awards	3,856.81	4,939.60	5,645.78	6,260.69	5,836.68	5,886.46
Sales tax	<u>1,190.09</u>	<u>8,065.02</u>	<u>8,174.94</u>	<u>8,622.27</u>	<u>9,045.20</u>	<u>10,030.51</u>
TOTAL EXPENSES	<u>\$68,362.80</u>	<u>\$100,232.08</u>	<u>\$131,375.64</u>	<u>\$121,294.26</u>	<u>\$127,184.54</u>	<u>\$141,385.84</u>
NET PROFIT/LOSS	-\$47,337.79	\$42,249.92	\$13,048.36	\$31,032.44	\$32,614.06	\$35,819.86
Difference		\$89,587.72	-\$29,201.56	\$17,984.09	\$1,581.61	\$3,205.80

Boys Basketball Financial Summary

6A	2021	2022	2023	2024	2025	2026
	Idaho Center	Idaho Center	Idaho Center	Idaho Center	Idaho Center	Idaho Center
Income						
Ticket Sales	\$19,515.00	\$109,825.50	\$100,558.48	\$89,589.10	\$62,767.20	\$63,978.30
Tournament Passes	40,768.00	92,430.00	83,154.00	95,874.00	105,802.00	92,120.00
Programs	<u>984.50</u>	<u>3,414.00</u>	<u>3,807.00</u>	<u>3,926.96</u>	<u>3,016.00</u>	<u>2,989.50</u>
GROSS INCOME	\$61,267.50	\$205,669.50	\$187,519.48	\$189,390.06	\$171,585.20	\$159,087.80
Expenses						
On-site Expense	\$27,115.54	\$38,279.95	\$49,173.78	\$57,396.68	\$58,977.16	\$63,479.69
Officials	3,797.14	7,369.73	6,504.86	5,007.92	6,963.78	7,324.08
Awards	775.92	807.72	897.18	958.68	928.79	928.79
Sales tax	<u>3,467.97</u>	<u>11,641.67</u>	<u>10,614.31</u>	<u>10,720.19</u>	<u>9,712.37</u>	<u>9,004.97</u>
TOTAL EXPENSES	\$35,156.57	\$58,099.07	\$67,190.13	\$74,083.47	\$76,582.10	\$80,737.53
NET PROFIT/LOSS	\$26,110.93	\$147,570.43	\$120,329.35	\$115,306.59	\$95,003.10	\$78,350.27
Difference		\$121,459.50	-\$27,241.08	-\$5,022.76	-\$20,303.49	-\$16,652.83

5A	2021	2022	2023	2024	2025	2026
	Rocky Mtn	Rocky Mtn	Rocky Mtn	Rocky Mtn	Rocky Mtn	Rocky Mtn
Income						
Ticket Sales	\$12,142.00	\$51,282.50	\$38,072.54	\$55,741.45	\$42,652.05	\$55,258.75
Programs	<u>455.00</u>	<u>1,012.50</u>	<u>994.50</u>	<u>958.00</u>	<u>868.50</u>	<u>693.00</u>
GROSS INCOME	\$12,597.00	\$52,295.00	\$39,067.04	\$56,699.45	\$43,520.55	\$55,951.75
Expenses						
On-site Expense	\$5,660.07	\$5,446.04	\$6,684.45	\$6,985.43	\$8,834.45	\$8,764.56
Officials	3,797.14	6,997.34	6,504.86	5,007.92	7,071.78	7,062.04
Awards	775.92	807.72	897.18	958.68	928.79	928.79
Sales tax	<u>713.04</u>	<u>2,960.09</u>	<u>2,211.34</u>	<u>3,209.40</u>	<u>2,463.43</u>	<u>3,167.08</u>
TOTAL EXPENSES	\$10,946.17	\$16,211.19	\$16,297.83	\$16,161.43	\$19,298.45	\$19,922.47
NET PROFIT/LOSS	\$1,650.83	\$36,083.81	\$22,769.21	\$40,538.02	\$24,222.10	\$36,029.28
Difference		\$34,432.97	-\$13,314.60	\$17,768.81	-\$16,315.91	\$11,807.18

4A	2021	2022	2023	2024	2025	2026
	Columbia	Meridian	Meridian	Meridian	Eagle	Eagle
Income						
Ticket Sales	\$14,969.00	\$31,169.50	\$27,884.28	\$22,787.10	\$28,576.50	\$35,878.70
Programs	<u>318.50</u>	<u>952.55</u>	<u>1,012.50</u>	<u>954.00</u>	<u>780.50</u>	<u>812.00</u>
GROSS INCOME	\$15,287.50	\$32,122.05	\$28,896.78	\$23,741.10	\$29,357.00	\$36,690.70
Expenses						
On-site Expense	\$5,927.05	\$6,268.33	\$7,504.96	\$9,490.21	\$11,563.84	\$12,692.13
Officials	3,797.13	6,920.06	6,504.86	5,007.92	6,849.78	7,047.04
Awards	775.92	807.72	897.18	958.68	928.79	928.79
Sales tax	<u>865.33</u>	<u>1,818.23</u>	<u>1,635.67</u>	<u>1,343.84</u>	<u>1,661.72</u>	<u>2,076.83</u>
TOTAL EXPENSES	\$11,365.43	\$15,814.34	\$16,542.67	\$16,800.65	\$21,004.13	\$22,744.79
NET PROFIT/LOSS	\$3,922.07	\$16,307.71	\$12,354.11	\$6,940.45	\$8,352.87	\$13,945.91
Difference		\$12,385.64	-\$3,953.60	-\$5,413.66	\$1,412.42	\$5,593.03

Boys Basketball Financial Summary

3A	2021 Eagle	2022 Capital	2023 Capital	2024 Capital	2025 Capital	2026 Meridian
Income						
Ticket Sales	\$14,158.00	\$32,201.50	\$30,978.79	\$37,622.50	\$30,402.80	\$25,416.35
Programs	455.00	1,308.00	1,008.00	630.00	720.00	
GROSS INCOME	\$14,613.00	\$33,509.50	\$31,986.79	\$38,252.50	\$31,122.80	\$25,416.35
Expenses						
On-site Expense	\$5,298.88	\$7,731.59	\$9,635.52	\$8,517.21	\$10,910.95	\$8,721.45
Officials	3,797.13	6,564.28	6,504.86	5,007.92	6,957.78	7,027.04
Awards	775.92	807.72	897.18	958.68	928.79	928.79
Sales tax	827.15	1,896.76	1,810.57	2,165.24	1,761.67	1,438.66
TOTAL EXPENSES	\$10,699.08	\$17,000.35	\$18,848.13	\$16,649.05	\$20,559.19	\$18,115.94
NET PROFIT/LOSS	\$3,913.92	\$16,509.15	\$13,138.66	\$21,603.45	\$10,563.61	\$7,300.41
Difference		\$12,595.23	-\$3,370.49	\$8,464.80	-\$11,039.84	-\$3,263.20

2A	2021 Vallivue	2022 Vallivue	2023 Vallivue	2024 Vallivue	2025 Vallivue	2026 Vallivue
Income						
Ticket Sales	\$13,531.00	\$26,224.50	\$30,261.56	\$31,698.55	\$15,407.80	\$17,191.25
Programs	500.50	1,199.00	765.00	765.00	652.50	666.00
GROSS INCOME	\$14,031.50	\$27,423.50	\$31,026.56	\$32,463.55	\$16,060.30	\$17,857.25
Expenses						
On-site Expense	\$7,193.49	\$8,139.99	\$9,363.46	\$10,318.98	\$11,210.90	\$11,929.63
Officials	3,797.13	6,572.88	6,504.86	5,007.92	6,847.78	7,102.04
Awards	775.92	807.72	897.18	958.68	928.79	928.79
Sales tax	794.24	1,552.27	1,756.22	1,837.56	909.07	1,010.79
TOTAL EXPENSES	\$12,560.78	\$17,072.86	\$18,521.72	\$18,123.14	\$19,896.54	\$20,971.25
NET PROFIT/LOSS	\$1,470.72	\$10,350.64	\$12,504.84	\$14,340.41	-\$3,836.24	-\$3,114.00
Difference		\$8,879.91	\$2,154.20	\$1,835.57	-\$18,176.65	\$722.25

1A	2021 Caldwell	2022 Caldwell	2023 Caldwell	2024 Caldwell	2025 Caldwell	2026 Caldwell
Income						
Ticket Sales	\$11,592.00	\$18,579.50	\$16,928.74	\$20,108.05	\$15,100.35	\$14,437.05
Programs	448.00	625.50	450.00	598.50	0.00	
GROSS INCOME	\$12,040.00	\$19,205.00	\$17,378.74	\$20,706.55	\$15,100.35	\$14,437.05
Expenses						
On-site Expense	\$6,493.26	\$10,173.21	\$12,969.00	\$13,488.31	\$15,950.89	\$16,598.19
Officials	3,797.13	6,371.74	6,504.86	5,007.92	6,844.82	6,962.04
Awards	775.92	807.72	897.18	958.68	928.79	928.79
Sales tax	681.51	1,087.08	983.70	1,172.07	854.74	817.19
TOTAL EXPENSES	\$11,747.82	\$18,439.75	\$21,354.74	\$20,626.98	\$24,579.24	\$25,306.21
NET PROFIT/LOSS	\$292.18	\$765.25	-\$3,976.00	\$79.57	-\$9,478.89	-\$10,869.16
Difference		\$473.07	-\$4,741.26	\$4,055.57	-\$9,558.46	-\$1,390.27

Boys Basketball Financial Summary

2026 BOYS BASKETBALL PLAY-IN GAMES

	Grangeville	American Falls	McCall-Donnelly
Income		CASH	
Ticket Sales	\$1,578.70	\$553.25	\$2,241.85
Expenses			
Officials	\$731.00	\$299.64	\$1,106.00
On Site	340.00	\$275.00	\$340.00
Sales Tax	<u>89.36</u>	<u>31.32</u>	<u>126.90</u>
TOTAL EXPENSES	\$1,160.36	\$605.96	\$1,572.90
NET PROFIT/LOSS	\$418.34	-\$52.71	\$668.95

PLAY-IN TOTALS:

Income	
Ticket Sales	\$4,373.80
Expenses	
Officials	\$2,136.64
On Site	955.00
Sales Tax	<u>247.57</u>
TOTAL EXPENSES	\$3,339.21
NET PROFIT/LOSS	\$1,034.59

Current Year State Tournament (does not include play-in games):

Gross Income	\$309,440.90
Total Expenses	<u>187,798.19</u>
Net Profit	\$121,642.71

Previous Year's State Tournament:

Gross Income	\$306,746.20
Total Expenses	<u>181,919.64</u>
Net Profit	\$124,826.56

Two Year's Prior State Tournament:

Gross Income	\$361,253.21
Total Expenses	<u>162,444.71</u>
Net Profit	\$198,808.50

State Debate Financial Summary

	2022	2023	2024	2025	2026
	Mtn View	Rigby	Middleton	Kimberly	Columbia
REVENUE					
Fines	<u>\$0.00</u>	<u>\$0.00</u>	<u>\$100.00</u>	<u>\$0.00</u>	<u>\$0.00</u>
GROSS INCOME	\$0.00	\$0.00	\$100.00	\$0.00	\$0.00
EXPENSES					
On Site	\$2,148.42	\$1,600.74	\$1,396.98	\$1,549.40	\$2,346.73
Judges	\$1,939.08	\$2,166.11	\$2,102.28	\$1,909.33	\$2,392.84
Awards	<u>\$2,079.08</u>	<u>\$2,310.78</u>	<u>\$2,462.97</u>	<u>\$2,373.30</u>	<u>\$2,440.96</u>
TOTAL EXPENSES	\$6,166.58	\$6,077.63	\$5,962.23	\$5,832.03	\$7,180.53
NET PROFIT/LOSS	-\$6,166.58	-\$6,077.63	-\$5,862.23	-\$5,832.03	-\$7,180.53

MaxPreps

BASKETBALL OVERVIEW

	<u>2022 Girls</u>		<u>2023 Girls</u>		<u>2024 Girls</u>	
1-4 seeds advance 1 st Round	20/24	83%	16/24	67%	23/24	96%
Teams ranked 1-4 finished w/trophy	19/24	79%	17/24	71%	18/24	75%
#1 seeds were champions	3/6	50%	3/6	50%	2/6	33%
#2 seeds were champions	2/6	33%	NA		3/6	50%
#3 seeds were champions	1/6	17%	2/6	33%	NA	
#6 seeds were champions	NA		1/6	17%	1/6	17%
#1 seeds advanced to the semi-finals	6/6	100%	6/6	100%	6/6	100%
#2 seeds advanced to the semi-finals	6/6	100%	4/6	67%	6/6	100%
#7 seeds played on Saturday	1/6	17%	2/6	33%	1/6	17%
#8 seeds played on Saturday	1/6	17%	0/6	0%	1/6	17%

	<u>2025 Girls</u>		<u>2026 Girls</u>		<u>2027 Girls</u>	
1-4 seeds advance 1 st Round	20/24	83%	22/24	92%		
Teams ranked 1-4 finished w/trophy	19/24	79%	18/24	75%		
#1 seeds were champions	4/6	67%	2/6	33%		
#2 seeds were champions	1/6	17%	1/6	17%		
#3 seeds were champions	1/6	17%	1/6	17%		
#4 seeds were champions	NA		2/6	33%		
#1 seeds advanced to the semi-finals	6/6	100%	6/6	100%		
#2 seeds advanced to the semi-finals	6/6	100%	6/6	100%		
#7 seeds played on Saturday	3/6	50%	4/6	67%		
#8 seeds played on Saturday	1/6	17%	2/6	33%		

	<u>2022 Boys</u>		<u>2023 Boys</u>		<u>2024 Boys</u>	
1-4 seeds advance 1 st Round	19/24	79%	22/24	92%	20/24	83%
Teams ranked 1-4 finished w/trophy	16/24	67%	19/24	79%	17/24	71%
#1 seeds were champions	2/6	33%	2/6	33%	4/6	67%
#2 seeds were champions	1/6	17%	2/6	33%	2/6	33%
#3 seeds were champions	1/6	17%	2/6	33%	NA	
#4 seeds were champions	1/6	17%	NA		NA	
#5 seeds were champions	1/6	17%	NA		NA	
#1 seeds advanced to the semi-finals	5/6	83%	6/6	100%	6/6	100%
#2 seeds advanced to the semi-finals	6/6	100%	5/6	83%	6/6	100%
#7 seeds played on Saturday	1/6	17%	1/6	17%	5/6	83%
#8 seeds played on Saturday	2/6	33%	1/6	17%	2/6	33%

	<u>2025 Boys</u>		<u>2026 Boys</u>		<u>2027 Boys</u>	
1-4 seeds advance 1 st Round	16/24	67%	20/24	83%		
Teams ranked 1-4 finished w/trophy	17/24	71%	18/24	75%		
#1 seeds were champions	4/6	67%	2/6	33%		
#2 seeds were champions	0/6	NA	2/6	33%		
#3 seeds were champions	2/6	33%	2/6	33%		
#4 seeds were champions	NA		NA			
#5 seeds were champions	NA		NA			
#1 seeds advanced to the semi-finals	6/6	83%	6/6	100%		
#2 seeds advanced to the semi-finals	4/6	67%	6/6	100%		
#7 seeds played on Saturday	2/6	33%	2/6	33%		
#8 seeds played on Saturday	2/6	33%	1/6	17%		

Girls Records by Seeding

2022		2023		2024		2025	
1 Seed – 15-3	.833	1 Seed – 13-5	.722	1 Seed – 13-5	.722	1 Seed – 16-2	.888
2 Seed – 13-5	.722	2 Seed – 8-8	.500	2 Seed – 14-4	.777	2 Seed – 13-5	.722
3 Seed – 11-7	.611	3 Seed – 12-7	.631	3 Seed – 10-8	.555	3 Seed – 10-5	.666
4 Seed – 10-8	.555	4 Seed – 11-7	.611	4 Seed – 11-7	.611	4 Seed – 9-9	.500
5 Seed – 8-9	.470	5 Seed – 10-8	.555	5 Seed – 8-9	.470	5 Seed – 5-12	.294
6 Seed – 6-11	.352	6 Seed – 10-9	.526	6 Seed – 7-10	.412	6 Seed – 7-9	.437
7 Seed – 2-11	.153	7 Seed – 3-11	.214	7 Seed – 1-12	.076	7 Seed – 5-10	.333
8 Seed – 1-12	.076	8 Seed – 0-12	.000	8 Seed – 2-11	.153	8 Seed – 1-12	.076
2026		2027		2028		2029	
1 Seed – 14-4	.777	1 Seed –		1 Seed –		1 Seed –	
2 Seed – 10-8	.555	2 Seed –		2 Seed –		2 Seed –	
3 Seed – 12-6	.666	3 Seed –		3 Seed –		3 Seed –	
4 Seed – 12-6	.666	4 Seed –		4 Seed –		4 Seed –	
5 Seed – 6-10	.375	5 Seed –		5 Seed –		5 Seed –	
6 Seed – 3-11	.214	6 Seed –		6 Seed –		6 Seed –	
7 Seed – 6-10	.375	7 Seed –		7 Seed –		7 Seed –	
8 Seed – 3-11	.214	8 Seed –		8 Seed –		8 Seed –	

Boys Records by Seeding

2022		2023		2024		2025	
1 Seed – 13-5	.722	1 Seed – 14-4	.778	1 Seed – 16-2	.888	1 Seed – 16-2	.888
2 Seed – 11-7	.611	2 Seed – 14-4	.778	2 Seed – 13-5	.722	2 Seed – 10-7	.588
3 Seed – 11-7	.611	3 Seed – 14-4	.778	3 Seed – 9-8	.529	3 Seed – 13-5	.722
4 Seed – 8-8	.500	4 Seed – 7-11	.389	4 Seed – 8-9	.470	4 Seed – 6-11	.352
5 Seed – 11-7	.661	5 Seed – 7-11	.389	5 Seed – 8-9	.470	5 Seed – 6-11	.352
6 Seed – 7-10	.412	6 Seed – 7-10	.411	6 Seed – 2-12	.153	6 Seed – 8-9	.470
7 Seed – 2-11	.153	7 Seed – 2-11	.153	7 Seed – 7-10	.411	7 Seed – 4-10	.285
8 Seed – 3-11	.214	8 Seed – 1-12	.077	8 Seed – 3-11	.214	8 Seed – 3-11	.214
2026		2027		2028		2029	
1 Seed – 14-4	.777	1 Seed –		1 Seed –		1 Seed –	
2 Seed – 13-5	.722	2 Seed –		2 Seed –		2 Seed –	
3 Seed – 11-6	.647	3 Seed –		3 Seed –		3 Seed –	
4 Seed – 8-9	.470	4 Seed –		4 Seed –		4 Seed –	
5 Seed – 6-11	.352	5 Seed –		5 Seed –		5 Seed –	
6 Seed – 8-9	.470	6 Seed –		6 Seed –		6 Seed –	
7 Seed – 2-12	.253	7 Seed –		7 Seed –		7 Seed –	
8 Seed – 2-11	.153	8 Seed –		8 Seed –		8 Seed –	

6A CLASSIFICATION

Girls Basketball

Boys Basketball

2022 5A 7 of Top 8 in tournament

2022 5A 8 of Top 10 in tournament

Finish ***Ranking***

1) Timberline #2
2) Boise #5
3) Lake City #1
Con. Thunder Ridge #3

Finish ***Ranking***

1) Owyhee #2
2) Centennial #8
3) Rigby #5
Con. Madison #3

2023 5A 8 of top 10 in tournament

2023 5A 8 of Top 11 in tournament

Finish ***Ranking***

1) Coeur d'Alene #1
2) Rocky Mountain #7
3) Boise #4
Con. Rigby #3

Finish ***Ranking***

1) Lake City #1
2) Meridian #7
3) Mt. View #3
Con. Owyhee #2

2024 5A 8 of top 9 in tournament - #8

2024 5A 7 of Top 9 in tournament #11

Finish ***Ranking***

1) Coeur d'Alene #4
2) Lake City #2
3) Boise #1
Con. Owyhee #6

Finish ***Ranking***

1) Owyhee #1
2) Timberline #3
3) Madison #4
Con. Lake City #7

2025 6A Top 7 in tournament - #10

2025 6A Top 5 in tournament #13; #14; #16

Finish ***Ranking***

1) Owyhee #1
2) Boise #2
3) Madison #6
Con. Borah #4

Finish ***Ranking***

1) Owyhee #1
2) Lake City #2
3) Timberline #4
Con. Madison #3

2026 6A Top 7 in tournament - #9

2026 6A 7 of top 9 in tournament #18

Finish ***Ranking***

1) Eagle #1
2) Middleton #3
3) Rigby #2
Con. Boise #7

Finish ***Ranking***

1) Lake City #3
2) Owyhee #1
3) Centennial #2
Con. Kuna #4

5A CLASSIFICATION

Girls Basketball

Boys Basketball

2022 4A 8 of Top 10 in tournament

2022 4A 6 of top 8 in tournament

Finish ***Ranking***

- 1) Burley #2
- 2) Skyline #4
- 3) Blackfoot #1
- Con. Middleton #7

Finish ***Ranking***

- 1) Hillcrest #1
- 2) Pocatello #2
- 3) Middleton #4
- Con. Bishop Kelly #5

2023 4A 5 of top 6 and #10 #15 #16

2023 4A 7 of top 8 and #21

Finish ***Ranking***

- 1) Sandpoint #3
- 2) Shelley #1
- 3) Bishop Kelly #5
- Con. Pocatello #4

Finish ***Ranking***

- 1) Hillcrest #1
- 2) Pocatello #2
- 3) Blackfoot #3
- Con. Twin Falls #5

2024 4A 7 of top 9 and #14

2024 4A 7 of top 10 and #16

Finish ***Ranking***

- 1) Shelley #1
- 2) Skyline #3
- 3) Pocatello #2
- Con. Bishop Kelly #5

Finish ***Ranking***

- 1) Pocatello #1
- 2) Hillcrest #2
- 3) Bishop Kelly #3
- Con. Twin Falls #5

2025 5A 7 of top 8 and #11

2025 5A 5 of Top 8 and #11; #12; #20

Finish ***Ranking***

- 1) Pocatello #1
- 2) Middleton #3
- 3) Mt. Home #2
- Con. Jerome #7

Finish ***Ranking***

- 1) Preston #1
- 2) Hillcrest #3
- 3) Twin Falls #7
- Con. Columbia #6

2026 5A 6 of Top 7 in tournament - #9; #13

2026 5A Top 5 in tournament #7; #13; #14

Finish ***Ranking***

- 1) Pocatello #4
- 2) Sandpoint #2
- 3) Lakeland #1
- Con. Jerome #5

Finish ***Ranking***

- 1) Bishop Kelly #3
- 2) Lewiston #1
- 3) Columbia #4
- Con. Twin Falls #6

4A CLASSIFICATION

Girls Basketball

Boys Basketball

2022 3A Top 6 teams in tournament

2022 3A Top 7 in tournament

<i>Finish</i>		<i>Ranking</i>
1)	Sugar-Salem	#1
2)	Teton	#3
3)	Snake River	#2
Con.	Weiser	#4

<i>Finish</i>		<i>Ranking</i>
1)	Kimberly	#5
2)	McCall-Donnelly	#2
3)	Marsh Valley	#1
Con.	Homedale	#6

2023 3A 6 of top 7 & #10 #17

2023 3A 7 of top 10 in tournament #14

<i>Finish</i>		<i>Ranking</i>
1)	Snake River	#1
2)	Timberlake	#2
3)	Teton	#6
Con.	Weiser	#5

<i>Finish</i>		<i>Ranking</i>
1)	Sugar-Salem	#2
2)	Bonnors Ferry	#1
3)	Teton	#3
Con.	Fruitland	#6

2024 3A 4 of top 6 & #10-13

2024 3A Top 7 in tournament #12

<i>Finish</i>		<i>Ranking</i>
1)	Snake River	#2
2)	Teton	#1
3)	Timberlake	#3
Con.	Filer	#6

<i>Finish</i>		<i>Ranking</i>
1)	Bonnors Ferry	#2
2)	Teton	#5
3)	Snake River	#1
Con.	Kimberly	#7

2025 4A 5 of top 6 & #9; 12; 14

2025 4A 6 of Top 8 and #10; #11

<i>Finish</i>		<i>Ranking</i>
1)	Sugar-Salem	#1
2)	Bear Lake	#2
3)	Timberlake	#4
Con.	McCall-Donnelly	#7

<i>Finish</i>		<i>Ranking</i>
1)	Bonnors Ferry	#1
2)	Snake River	#2
3)	McCall-Donnelly	#6
Con.	Kimberly	#8

2026 4A Top 6 in tournament - #11; #12

2026 4A 6 of top 8 in tournament #10; #11

<i>Finish</i>		<i>Ranking</i>
1)	Bear Lake	#2
2)	Sugar-Salem	#1
3)	Timberlake	#3
Con.	Kimberly	#8

<i>Finish</i>		<i>Ranking</i>
1)	Cole Valley	#2
2)	Bonnors Ferry	#5
3)	Teton	#1
Con.	Marsh Valley	#6

3A CLASSIFICATION

Girls Basketball

Boys Basketball

2022 2A Top 6 teams in tournament

<i>Finish</i>		<i>Ranking</i>
1)	Cole Valley	#3
2)	Aberdeen	#4
3)	Grangeville	#1
Con.	Soda Springs	#6

2022 2A 7 of top 9 in tournament

<i>Finish</i>		<i>Ranking</i>
1)	Melba	#4
2)	St. Maries	#3
3)	North Fremont	#1
Con.	Bear Lake	#7

2023 2A 7 of top 8 and #12

<i>Finish</i>		<i>Ranking</i>
1)	Melba	#1
2)	Soda Springs	#2
3)	West Side	#5
Con.	Ririe	#4

2023 2A Top 5 in tournament #10, #12, #17

<i>Finish</i>		<i>Ranking</i>
1)	Bear Lake	#2
2)	Melba	#1
3)	St. Maries	#4
Con.	Cole Valley	#3

2024 2A 8 of top 9

<i>Finish</i>		<i>Ranking</i>
1)	Bear Lake	#2
2)	North Fremont	#4
3)	Cole Valley	#3
Con.	Melba	#5

2024 2A 6 of top 9 in tournament #11, #13

<i>Finish</i>		<i>Ranking</i>
1)	Ambrose	#2
2)	Cole Valley	#1
3)	Nampa Christian	#3
Con.	North Fremont	#4

2025 3A Top 7 & #9

<i>Finish</i>		<i>Ranking</i>
1)	Parma	#2
2)	Malad	#1
3)	Melba	#3
Con.	New Plymouth	#6

2025 3A 6 of top and #14, #17

<i>Finish</i>		<i>Ranking</i>
1)	Wendell	#3
2)	Declo	#1
3)	Firth	#2
Con.	Soda Springs	#5

2026 3A Top 6 in tournament - #10; #12

<i>Finish</i>		<i>Ranking</i>
1)	Malad	#1
2)	Ambrose	#3
3)	Grangeville	#5
Con.	Ririe	#4

2026 3A 7 of top 8 in tournament #15

<i>Finish</i>		<i>Ranking</i>
1)	St. Maries	#1
2)	Wendell	#2
3)	Ririe	#4
Con.	Soda Springs	#7

2A CLASSIFICATION

Girls Basketball

Boys Basketball

2022 1A DI 7 of Top 11 in tournament

<i>Finish</i>		<i>Ranking</i>
1)	Lapwai	#1
2)	Prairie	#3
3)	Butte County	#2
Con.	Oakley	#5

2022 1A DI 6 of top 8 in tournament

<i>Finish</i>		<i>Ranking</i>
1)	Lapwai	#1
2)	Kamiah	#2
3)	Grace	#3
Con.	Rimrock	#6

2023 1A DI Top 5 and #12 #14 #15

<i>Finish</i>		<i>Ranking</i>
1)	Raft River	#3
2)	Oakley	#5
3)	Prairie	#2
Con.	Grace	#4

2023 1A DI 7 of top 9 in tournament #12, #16

<i>Finish</i>		<i>Ranking</i>
1)	Lakeside	#3
2)	Lapwai	#1
3)	Grace	#2
Con.	Potlatch	#6

2024 1A DI 6 of top 8 & #12; #16

<i>Finish</i>		<i>Ranking</i>
1)	Grace	#1
2)	Lapwai	#3
3)	Prairie	#5
Con.	Murtaugh	#4

2024 1A DI 8 of top 10 in tournament

<i>Finish</i>		<i>Ranking</i>
1)	Lapwai	#1
2)	Lakeside	#3
3)	Potlatch	#2
Con.	Victory Charter	#8

2025 2A Top 5 & #8; #12; #14

<i>Finish</i>		<i>Ranking</i>
1)	Oakley	#1
2)	Prairie	#2
3)	Valley	#3
Con.	Butte County	#4

2025 2A 5 of top 7 and #12; #13; #14

<i>Finish</i>		<i>Ranking</i>
1)	Kendrick	#3
2)	Kamiah	#1
3)	Grace	#7
Con.	Valley	#2

2026 2A Top 4 in tournament - #10; #11; #15; #17

<i>Finish</i>		<i>Ranking</i>
1)	Lapwai	#3
2)	Prairie	#4
3)	Butte County	#1
Con.	Liberty Charter	#7

2026 2A 6 of top 8 in tournament #10; #14

<i>Finish</i>		<i>Ranking</i>
1)	Lakeside	#2
2)	Kendrick	#1
3)	Prairie	#3
Con.	Grace	#8

1A CLASSIFICATION

Girls Basketball

Boys Basketball

2022 1A DII 6 of the Top 7 in tournament

2022 1A DII 6 of top 9 in tournament

<i>Finish</i>		<i>Ranking</i>
1)	Rockland	#1
2)	Council	#2
3)	Deary	#5
Con.	Kendrick	#4

<i>Finish</i>		<i>Ranking</i>
1)	Rockland	#3
2)	Camas County	#1
3)	Council	#5
Con.	North Gem	#4

2023 1A DII 6 of Top 7 #11 #18

2023 1A DII 5 of top 6 in tournament #12, #13, #17

<i>Finish</i>		<i>Ranking</i>
1)	Council	#6
2)	Dietrich	#4
3)	Rockland	#2
Con.	Kendrick	#3

<i>Finish</i>		<i>Ranking</i>
1)	Kendrick	#3
2)	Richfield	#1
3)	Rockland	#2
Con.	Council	#5

2024 1A DII 8 of Top 10

2024 1A DII 7 of top 8 in tournament #10

<i>Finish</i>		<i>Ranking</i>
1)	Kendrick	#2
2)	Dietrich	#1
3)	Deary	#4
Con.	Rockland	#8

<i>Finish</i>		<i>Ranking</i>
1)	Camas County	#1
2)	Kendrick	#2
3)	Cascade	#5
Con.	Rockland	#4

2025 1A 5 of Top 7 & #9; #10; #11

2025 1A 5 of Top 6 and #10; #12; #14

<i>Finish</i>		<i>Ranking</i>
1)	Rockland	#3
2)	Genesee	#1
3)	Carey	#2
Con.	Challis	#6

<i>Finish</i>		<i>Ranking</i>
1)	Camas County	#1
2)	Kendrick	#2
3)	Cascade	#5
Con.	Rockland	#4

2026 1A Top 6 in tournament - #9; #26

2026 1A 5 of top 7 in tournament #9; #15; #18

<i>Finish</i>		<i>Ranking</i>
1)	Deary	#4
2)	Nezperce	#6
3)	Salmon River	#1
Con.	Carey	#3

<i>Finish</i>		<i>Ranking</i>
1)	Rockland	#1
2)	Garden Valley	#3
3)	Watersprings	#2
Con.	Greenleaf	#6

2024-25 School Year

Account Name	Unity School Key	Close Date	Games Streamed	Viewers	Contract Date Points	Games Streamed Points	Viewership Points	Total Points	VPS Share \$ to School
Aberdeen High School	afbba7790	2/8/2023	61	3987	1	1	6	8	\$ 480.60
Alturas Preparatory Academy			0	0	0	0	0	0	\$ -
American Falls High School	60cf5cae48	4/18/2022	61	4933	1	1	6	8	\$ 480.60
American Heritage Charter School			0	0	0	0	0	0	\$ -
Bear Lake High School	5bcd10d7b0	5/4/2022	63	5323	1	1	6	8	\$ 480.60
Bishop Kelly High School	8e5a7090e5	1/31/2019	144	8125	2	2	6	10	\$ 600.76
Blackfoot High School	acf7587b8f	6/24/2020	116	6910	2	2	6	10	\$ 600.76
Bliss High School	9860ada100	5/26/2022	19	261	1	1	2	4	\$ 240.30
Boise High School	865bf6b1ee	2/19/2019	82	4958	2	1	6	9	\$ 540.68
Bonnets Ferry High School	2bd6f07869	4/30/2022	67	3240	1	1	6	8	\$ 480.60
Bonneville High School	49164c62d8	5/20/2019	107	7761	2	2	6	10	\$ 600.76
Borah High School	6f23a1528e	2/19/2019	12	418	2	1	2	5	\$ 300.38
Buhl High School	8b419f98a1	3/6/2019	93	6318	2	1	6	9	\$ 540.68
Burley High School	b87892755c	4/28/2022	96	6128	1	1	6	8	\$ 480.60
Butte County High School	e8ffe4e8d1	6/21/2022	49	3062	1	1	6	8	\$ 480.60
Caldwell High School	06227c5e09	7/22/2020	120	5105	2	2	6	10	\$ 600.76
Camas County High School	e0aef316c5	9/17/2020	32	1737	2	1	5	8	\$ 480.60
Cambridge High School	e1fce87586	5/9/2022	23	1275	1	1	4	6	\$ 360.45
Canyon Ridge High School	69392928b3	1/25/2019	57	3824	2	1	6	9	\$ 540.68
Capital High School	39a34d3577	9/16/2021	90	4159	1	1	6	8	\$ 480.60
Carey High School	0dd1256d84	4/15/2022	70	4980	1	1	6	8	\$ 480.60
Cascade High School	d22fd04f92	8/5/2020	62	3218	2	1	6	9	\$ 540.68
Castleford High School	44543a8d1c	5/16/2025	0		1	0	0	1	\$ 60.08
Centennial Baptist	sch07222bc4	4/12/2021	30	606	1	1	3	5	\$ 300.38
Centennial High School	88c443bf18	2/27/2019	139	4587	2	2	6	10	\$ 600.76
Century High School	96be5f1385	8/9/2019	56	2847	2	1	6	9	\$ 540.68
Challis High School	d96c3d340c	10/18/2022	43	2048	1	1	5	7	\$ 420.53
Clark County High School	b722001982	2/27/2023	16	442	1	1	2	4	\$ 240.30
Clark Fork High School	1a1eeabddd		0		0	0	0	0	\$ -
Clearwater Valley High School	152a1d56e	1/5/2021	73	2712	1	1	6	8	\$ 480.60
Coeur d'Alene Charter Academy	5218245d7f		0		0	0	0	0	\$ -
Coeur d'Alene High School	544d1f39c5	10/7/2020	97	12331	2	1	6	9	\$ 540.68
Coeur du Christ Academy	schdb2669ef		0		0	0	0	0	\$ -
Cole Valley Christian High School	4f2492ede		0		0	0	0	0	\$ -
Columbia High School	878e877f5c		0		0	0	0	0	\$ -
Compass Charter High School	ae5428daad	9/24/2021	53	1989	1	1	5	7	\$ 420.53
Council High School	55a33e5606	10/13/2021	53	3127	1	1	6	8	\$ 480.60
Culdesac High School	53fbc279e2		0		0	0	0	0	\$ -
Deary High School	5db4e74066	10/20/2020	64	2898	2	1	6	9	\$ 540.68
Declo High School	88c6c6d647	3/1/2022	73	7989	1	1	6	8	\$ 480.60
Dietrich High School	5721b2561f	7/13/2021	61	3974	1	1	6	8	\$ 480.60
Eagle High School	60899fb3c8	11/30/2018	179	8580	2	2	6	10	\$ 600.76
Emmett High School	4e2c631aab	4/18/2022	87	3710	1	1	6	8	\$ 480.60
Filer High School	d0a9b0bc80	11/30/2020	73	6418	2	1	6	9	\$ 540.68
Firth High School	12514aa4ef	7/23/2020	71	5140	2	1	6	9	\$ 540.68
Fruitland High School	8e945f4a80	8/2/2019	102	7534	2	2	6	10	\$ 600.76
Garden Valley High School	9fede10c61	9/1/2021	40	1498	1	1	4	6	\$ 360.45
Gem State Academy	8e5d1cb1a2	11/2/2021	40	947	1	1	4	6	\$ 360.45
Genesee High School	8173041c3a	7/1/2019	40	2197	2	1	5	8	\$ 480.60
Genesis Prep			0		0	0	0	0	\$ -
Glenns Ferry High School	45e9d64ac6	4/28/2022	56	2521	1	1	6	8	\$ 480.60
Gooding High School	c490a4fc51	4/27/2022	79	4970	1	1	6	8	\$ 480.60
Grace High School	12291a9207	9/18/2020	48	3192	2	1	6	9	\$ 540.68
Grace Lutheran High School	sch0b276ca9	8/23/2021	11	470	1	1	3	5	\$ 300.38
Grangeville High School	6d6bad2bb9	10/19/2019	43	4270	2	1	6	9	\$ 540.68
Greenleaf Friends Academy	e7ad30694c	11/19/2020	4	309	2	1	2	5	\$ 300.38
Hagerman High School	acc0b707c0	3/7/2023	78	3916	1	1	6	8	\$ 480.60
Hansen High School	4db039f0ae	8/16/2021	50	2382	1	1	5	7	\$ 420.53
Highland High School - Craigmont	a6ed43d69d	10/28/2020	55	1840	2	1	5	8	\$ 480.60

Values in highlighted cells can be changed					
Contract		Games Streamed		Viewership	
Points	Date	Points	# of Events	Points	# of Views
2	Prior Jan 1, 2021	2	100+	6	2500+
1	After Jan 1, 2021	1	<99	5	1500-2499
				4	850-1499
				3	450-849
				2	200-449
				1	<199
Total VPS		\$ 125,558.00	←-- Update this cell with correct VPS \$ amount and everything else will calculate		
50% of VPS		\$ 62,779.00			
Total Points		1045			
\$ per point		\$ 60.08			

values
date 1-Jan-21
events 100

Highland High School - Pocatello	29505e2882	7/17/2018	72	5908	2	1	6	9	\$	540.68
Hillcrest High School	3768779e17		4	39	0	1	1	2	\$	120.15
Homedale High School	6a43b8dff8		115	5386	0	2	6	8	\$	480.60
Horseshoe Bend High School	72cef64b5d	4/18/2022	37	1504	1	1	5	7	\$	420.53
Idaho Arts Charter School			0		0	0	0	0	\$	-
Idaho City High School	3f9d5b4751	3/14/2022	31	1021	1	1	4	6	\$	360.45
Idaho Falls High School	4fc2ab2981		0		0	0	0	0	\$	-
Idaho School for the Deaf & Blind	353ef2ebde		0		0	0	0	0	\$	-
Jerome High School	c801048019		0		0	0	0	0	\$	-
Kamiah High School	6776c4b13a	8/11/2020	52	4998	2	1	6	9	\$	540.68
Kellogg High School	2a722a026c	6/14/2022	32	1199	1	1	4	6	\$	360.45
Kendrick Senior High School	4867f4726e	10/27/2020	66	5061	2	1	6	9	\$	540.68
Kimberly High School	4e359eb6d1	6/28/2022	92	7018	1	1	6	8	\$	480.60
Kootenai High School	2f3dc70186	7/15/2022	30	677	1	1	3	5	\$	300.38
Kuna High School	d69c0c70c7	8/6/2019	88	5034	2	1	6	9	\$	540.68
Lake City High School	422b2a4d64	10/7/2020	82	8878	2	1	6	9	\$	540.68
Lakeland High School	ad6892372e	10/15/2019	52	6453	2	1	6	9	\$	540.68
Lakeside Jr/Sr High School	27224f6182	2/4/2020	40	3118	2	1	6	9	\$	540.68
Lapwai High School	ca1cf38e8f	3/30/2022	72	7910	1	1	6	8	\$	480.60
Leadore High School	691e1b3ee8	2/15/2023	41	1561	1	1	5	7	\$	420.53
Lewiston High School	b1a6905ee7	7/18/2019	74	6331	2	1	6	9	\$	540.68
Liberty Charter High School	130eece002	12/4/2020	60	2579	2	1	6	9	\$	540.68
Lighthouse Christian High School	ddb1e1922f	9/1/2020	4	58	2	1	1	4	\$	240.30
Logos School	schcc399f22f	7/25/2019	7	248	2	1	2	5	\$	300.38
Mackay High School	4ffe8371cd	5/26/2022	60	1804	1	1	5	7	\$	420.53
Madison High School	d08cddd5f5	10/16/2019	115	7702	2	2	6	10	\$	600.76
Magic Valley Alternative High School			0	0	0	0	0	0	\$	-
Malad High School	e381a1f2c9	11/3/2020	87	5127	2	1	6	9	\$	540.68
Marsh Valley High School	67f4700917	11/24/2020	76	5630	2	1	6	9	\$	540.68
Marsing High School	81b5d66262	10/30/2020	77	3816	2	1	6	9	\$	540.68
McCall-Donnelly High School	773a5cb409		0		0	0	0	0	\$	-
Meadows Valley High School	096032bef4		0		0	0	0	0	\$	-
Melba High School	0b3800172a	5/24/2019	74	4435	2	1	6	9	\$	540.68
Meridian High School	8398ff9722	2/28/2019	115	6495	2	2	6	10	\$	600.76
Middletown Senior High School	4506a6f151	8/25/2022	79	3823	1	1	6	8	\$	480.60
Midvale High School	293a5a3ab7	6/15/2022	26	987	1	1	4	6	\$	360.45
Minico High School	5807832737		0		0	0	0	0	\$	-
Moscow High School	f91ed930aa	8/29/2019	48	3423	2	1	6	9	\$	540.68
Mountain Home High School	bb86a47eda	7/30/2020	88	4747	2	1	6	9	\$	540.68
Mountain View High School	ed06888ae83	2/28/2019	173	8455	2	2	6	10	\$	600.76
Mullan High School	66d338d78a	1/10/2022	21	376	1	1	2	4	\$	240.30
Murtaugh High School	511f8957c7	3/11/2021	79	5114	1	1	6	8	\$	480.60
Nampa Christian High School	b882db01c9	5/2/2022	76	3693	1	1	6	8	\$	480.60
Nampa High School	57170056f1		0		0	0	0	0	\$	-
New Plymouth High School	a87905d142	8/18/2020	104	5866	2	2	6	10	\$	600.76
Nezperce High School	f6454e1710	8/3/2020	59	2472	2	1	5	8	\$	480.60
North Fremont High School	f253db874c	5/26/2022	86	6165	1	1	6	8	\$	480.60
North Gem High School	sch31243b0c		0		0	0	0	0	\$	-
North Idaho STEM Charter Academy			0		0	0	0	0	\$	-
North Star Charter School	sch224ed7cc	4/27/2022	34	1183	1	1	4	6	\$	360.45
Notus High School	1a5395b364	6/27/2022	48	1436	1	1	4	6	\$	360.45
Oakley High School	26f8a65dbb		0		0	0	0	0	\$	-
Orofino High School	d80ab62ca6	11/9/2020	57	3927	2	1	6	9	\$	540.68
Owyhee High School	sch76753ae9	8/9/2021	177	10973	1	2	6	9	\$	540.68
Parma High School	4d5706171c	6/27/2022	98	4487	1	1	6	8	\$	480.60
Payette High School	acbf1a1b63	7/29/2019	65	1890	2	1	5	8	\$	480.60
Pocatello High School	0e6aee8f43	8/9/2019	85	7146	2	1	6	9	\$	540.68
Post Falls High School	a0333fae30	7/21/2019	95	6530	2	1	6	9	\$	540.68
Potlatch High School	d9e0720a55	8/14/2020	77	4341	2	1	6	9	\$	540.68
Prairie High School	ee7f94b452	6/5/2025	0		1	0	0	1	\$	60.08
Preston High School	4b05453166	4/14/2022	68	5167	1	1	6	8	\$	480.60
Priest River Lamanna High School	9a5e604a79	10/1/2020	64	4377	2	1	6	9	\$	540.68
Raft River High School	3f52c20333	8/11/2021	54	3796	1	1	6	8	\$	480.60

Renaissance High School			0	0	0	0	0	0	\$ -
Richfield School	58427cd568	11/12/2020	67	3716	2	1	6	9	\$ 540.68
Ridgevue High School	3b561a5861	3/20/2019	114	3905	2	2	6	10	\$ 600.76
Rigby High School	c94b03ae5a		0		0	0	0	0	\$ -
Rimrock High School	0b3247e13d	10/20/2020	61	2962	2	1	6	9	\$ 540.68
Ririe High School	d609f5f84c	4/18/2022	118	5423	1	2	6	9	\$ 540.68
Riverstone International School	39389f394a	11/19/2021	50	1222	1	1	4	6	\$ 360.45
Rockland High School	af0cf5c2de		0		0	0	0	0	\$ -
Rocky Mountain High School	be144999d0	5/25/2018	187	12197	2	2	6	10	\$ 600.76
Sage International School - Boise			0	0	0	0	0	0	\$ -
Sage International School - Middleton			0		0	0	0	0	\$ -
Salmon High School	990e9fb57c	7/30/2020	50	2452	2	1	5	8	\$ 480.60
Salmon River High School #243	a52e1ec6e8	11/21/2019	49	2574	2	1	6	9	\$ 540.68
Sandpoint High School	861f6c70cf		0		0	0	0	0	\$ -
Shelley High School	6d48612dc4	8/19/2020	0		2	0	0	2	\$ 120.15
Shoshone High School	395156aa95	4/27/2022	53	1859	1	1	5	7	\$ 420.53
Shoshone-Bannock Jr/Sr High School	1a44dc3146	10/19/2022	6	331	1	1	2	4	\$ 240.30
Skyline High School	13c222bfd		0		0	0	0	0	\$ -
Skyview High School	fa957958c6		0		0	0	0	0	\$ -
Snake River High School	93ec11cb2f	10/27/2020	0		2	0	0	2	\$ 120.15
Soda Springs High School	ec7093b24b	6/27/2022	58	3509	1	1	6	8	\$ 480.60
South Fremont High School	137193a963	6/26/2019	92	7760	2	1	6	9	\$ 540.68
St. John Bosco Academy	schb5037b9e	12/14/2022	0		1	0	0	1	\$ 60.08
St. Maries High School	624a060819	5/2/2019	67	4665	2	1	6	9	\$ 540.68
Sugar-Salem High School	be0376e94	10/21/2022	68	7296	1	1	6	8	\$ 480.60
Sun Valley Community School	cf750105a8	11/10/2023	13	618	1	1	3	5	\$ 300.38
Taylors Crossing Public Charter School			0		0	0	0	0	\$ -
Teton High School	55b1465b43	9/3/2020	50	6699	2	1	6	9	\$ 540.68
The Ambrose School	c506b47af9		0		0	0	0	0	\$ -
Thunder Ridge High School	ed12810054	5/29/2019	66	8476	2	1	6	9	\$ 540.68
Timberlake High School	c0887c7406	7/16/2020	77	2691	2	1	6	9	\$ 540.68
Timberline High School - Boise	13383c478c	2/19/2019	82	6602	2	1	6	9	\$ 540.68
Timberline High School - Weippe	7909ebc6d4	11/3/2020	36	1362	2	1	4	7	\$ 420.53
Troy High School	076557d1e8	9/11/2019	73	3138	2	1	6	9	\$ 540.68
Twin Falls High School	95e8606ecb	8/21/2020	71	6583	2	1	6	9	\$ 540.68
Valley High School	259a223ca5	7/23/2020	75	6830	2	1	6	9	\$ 540.68
Vallivue High School	eae1c03dd1		112	4494	0	2	6	8	\$ 480.60
Victory Charter High School	sch92df8493	10/27/2021	51	2141	1	1	5	7	\$ 420.53
Vision Charter School	schfabe09a3f	6/10/2021	60	835	1	1	3	5	\$ 300.38
Wallace Senior High School	728cdf6cf5		0		0	0	0	0	\$ -
Watersprings School	bac153f45c		0		0	0	0	0	\$ -
Weiser High School	fadf30e111		0		0	0	0	0	\$ -
Wendell High School	c800e35622	7/20/2020	76	5465	2	1	6	9	\$ 540.68
West Jefferson High School	b23d944d57	8/10/2020	108	7126	2	2	6	10	\$ 600.76
West Side High School	6f51e175c3	8/20/2020	71	5151	2	1	6	9	\$ 540.68
Wilder High School	6ce1749091	9/2/2021	59	2308	1	1	5	7	\$ 420.53
Wood River High School	1c1ebc5f5a	5/29/2019	80	3096	2	1	6	9	\$ 540.68
Xavier Charter School			0	0	0	0	0	0	\$ -



IHSAA Annual Goals

2025-2026

1. Build Relationships
 - a. Directors will attend at least [one activity district-level meeting](#) per year for each group: superintendents, principals, and activities directors.
 - b. Conduct [in-person visits to all 170 member](#) schools, aiming to meet face-to-face with each school within three years.
 - c. Assign an IHSAA director to mentor each new activities director during their first year.
2. Implement Technology to Streamline Business
 - a. Use administrative meetings to introduce and train school staff on new website tools and updates.
 - b. Digitize and automate officials' activity cards.
 - c. Move cooperative program applications to a streamlined online format.
 - d. Simplify special request submissions such as jersey approvals, Rule 12 waivers, and medical exemptions through a centralized digital system.
3. Update Classification Timeline

2024-2025

1. Develop and Implement State Baseball Tournament
2. Build Relationships
 - a. Updated Administrative Meetings
 - b. All Directors Attend Meetings
 - c. New Activities Director Onboarding
 - i. Website Focus
 - ii. Mentors for all new Activities Directors
 - iii. Attend District Administrative Meetings
 - iv. IHSAA Director Availability
3. Implement Technology to Streamline Business
 - a. Appeals
 - b. Hardships
 - c. Board Agendas
 - d. Shareability
4. Two Deep Office Responsibilities



IDAHO HIGH SCHOOL ACTIVITIES ASSOCIATION

Serving Idaho's Youth Since 1926

Chad Williams, Executive Director

Julie Hammons, Assistant Director Mike Federico, Assistant Director

8011 Ustick Road Boise, ID 83704

Phone #: (208) 375-7027 Fax #: (208) 322-5505

website: idhsaa.org e-mail: admin@idhsaa.org

Sportsmanship Committee Meeting

April 13, 2026

8:00 AM Mountain Time

IHSAA Office – 8011 Ustick, Boise

1. WELCOME
 - a. Introductions
 - b. New Members
 - c. Review Committee Responsibilities

2. IHSAA ITEMS
 - a. Brandon Riley/Morgan Potter – GEM Program/Sponsor
 - b. Promotion Opportunities – IHSAA EXPRESS/Social-Media
 - c. Student Advisory Council –
 - i. Large Schools – Beckham
 - ii. Small Schools – Samantha
 - iii. Battle of the Fans
 - iv. SAC Leadership Summits – spring 2026
 - v. Student Lead Sportsmanship Announcements
 - vi. SAC behavior videos by district
 - vii. Captain's Handbook

3. REVIEW 2024-2025 & 25-26 school years
 - a. Sportsmanship Manual (review prior to meeting)
 - b. Citizenship Through Sports Manual (review prior to meeting)
 - c. Website Update – Sportsmanship Page (review prior to meeting)
 - d. Board of Control Meetings
 - e. Points of Emphasis:
 - i. GEM State of Mind
 1. GEM PA Script
 - ii. Rule 4-3 Change
 - iii. Yellow Cards for Fans
 - iv. AD Mentoring Program
 - v. Mental Health Education at sporting events
 - vi. Parent Webpage (review prior to meeting)
 - vii. Student Section Locations – IAAA Conference presentation by SAC

 - f. Discussion Items:
 - i. Sportsmanship Awards at State (softball & baseball)
 - ii. Coaches Behavior
 - iii. Parent Behavior (new committee members)
 - iv. Player Behavior
 - v. Football t-shirt @ championship games
 - vi. De-escalation by officials/PA Announcer/Coaches/Players
 - vii. Sportsman of the Year – Officials Award
 - g. NFHS Courses – Parents/Students/Officials/Administration
 - h. NFHS – Bench Bad Behavior PowerPoint

4. MEMBER REPORT

District I	Josh Hegstad
District II	Cori Pinque
District III	Susan McInerney
District IV	Richard Whitelaw
District V	Hallie Hanohano
District VI	Zairrick Wadsworth
SAC - Large Schools	Beckham Basham
SAC - Small Schools	Kymerli Jensen/Samantha Parsons
Parent Reps.	Kelli Knowles & Zach Kelsey
Officials Rep.	Randy Winn

5. RECOMMENDATIONS/GOALS/POINTS OF EMPHASIS FOR 26-27

SCHOOLS OF EXCELLENCE
2025-26 MID-YEAR STANDINGS

MID-YEAR STANDINGS	Fall ACA	Fall ATH	Winter ACA	Winter ATH	Activity ACA	Activity PERF	YTD ACA Total	YTD ATH Total	ACA/ATH Total
6A									
Boise	885	665	505	85			1390	750	2140
Borah	895	170	430	75			1325	245	1570
Caldwell	575	100	420	75			995	175	1170
Canyon Ridge	865	150	525	0			1390	150	1540
Capital	880	0	430	75			1310	75	1385
Centennial	795	150	510	165			1305	315	1620
Coeur d'Alene	895	683	430	160			1325	843	2168
Eagle	800	635	535	370			1335	1005	2340
Highland-P	925	480	550	250			1475	730	2205
Kuna	865	0	420	235			1285	235	1520
Lake City	885	95	430	100			1315	195	1510
Madison	905	170	460	255			1365	425	1790
Meridian	900	0	520	100			1420	100	1520
Mountain View	920	655	530	170			1450	825	2275
Owyhee	885	265	535	265			1420	530	1950
Post Falls	865	0	515	170			1380	170	1550
Ridgevue	870	0	530	75			1400	75	1475
Rigby	875	400	515	245			1390	645	2035
Rocky Mountain	880	708	520	85			1400	793	2193
Thunder Ridge	0	310	520	155			520	465	985
Timberline-B	930	640	535	150			1465	790	2255

MID-YEAR STANDINGS	Fall ACA	Fall ATH	Winter ACA	Winter ATH	Activity ACA	Activity PERF	YTD ACA Total	YTD ATH Total	ACA/ATH Total
5A									
Bishop Kelly	915	630	550	250			1465	880	2345
Blackfoot	735	235	550	260			1285	495	1780
Bonneville	865	0	505	165			1370	165	1535
Burley	875	0	430	160			1305	160	1465
Century	910	465	520	0			1430	465	1895
Columbia	860	75	500	250			1360	325	1685

SCHOOLS OF EXCELLENCE
2025-26 MID-YEAR STANDINGS

Emmett	0	0	0	0					0	0	0
Hillcrest	90	435	90	240					180	675	855
Idaho Falls	890	375	440	0					1330	375	1705
Jerome	280	150	530	160					810	310	1120
Lakeland	875	400	510	165					1385	565	1950
Lewiston	610	150	430	190					1040	340	1380
Middleton	790	330	520	185					1310	515	1825
Minico	880	75	515	100					1395	175	1570
Moscow	880	325	435	0					1315	325	1640
Mountain Home	0	0	0	0					0	0	0
Nampa	595	75	515	170					1110	245	1355
Pocatello	890	240	510	175					1400	415	1815
Preston	710	330	540	225					1250	555	1805
Sandpoint	880	650	530	170					1410	820	2230
Shelley	875	255	430	175					1305	430	1735
Skyline	885	698	430	75					1315	773	2088
Skyview	520	100	525	95					1045	195	1240
Twin Falls	885	618	530	160					1415	778	2193
Vallivue	0	265	335	75					335	340	675
Wood River	780	250	175	0					955	250	1205

MID-YEAR STANDINGS	Fall ACA	Fall ATH	Winter ACA	Winter ATH	Activity ACA	Activity PERF			YTD ACA Total	YTD ATH Total	ACA/ATH Total
4A											
American Falls	340	150	190	285					530	435	965
Bear Lake	360	95	455	195					815	290	1105
Bonnars Ferry	0	75	0	95					0	170	170
Buhl	415	75	330	75					745	150	895
CDA Charter	0	175	0	0					0	175	175
Cole Valley Christian	445	165	0	100					445	265	710
Filer	520	225	440	225					960	450	1410
Fruitland	530	353	440	235					970	588	1558
Gooding	525	0	430	75					955	75	1030

SCHOOLS OF EXCELLENCE
2025-26 MID-YEAR STANDINGS

Homedale	355	100	355	245					710	345	1055
Kimberly	715	255	350	170					1065	425	1490
Marsh Valley	525	245	345	235					870	480	1350
McCall-Donnelly	540	265	345	75					885	340	1225
Payette	415	0	420	0					835	0	835
Renaissance	0	0	0	0					0	0	0
Snake River	545	255	520	250					1065	505	1570
South Fremont	520	85	430	0					950	85	1035
Sugar-Salem	550	453	365	185					915	638	1553
Teton	445	170	95	165					540	335	875
Timberlake	495	340	330	165					825	505	1330
Weiser	530	150	350	150					880	300	1180

MID-YEAR STANDINGS	Fall	Fall	Winter	Winter	Activity	Activity			YTD	YTD	ACA/ATH
3A	ACA	ATH	ACA	ATH	ACA	PERF			ACA Total	ATH Total	Total
Aberdeen	340	88	250	85					590	173	763
Ambrose	365	325	175	95					540	420	960
Compass Charter	275	0	180	0					455	0	455
Declo	440	0	450	195					890	195	1085
Firth	515	150	345	225					860	375	1235
Grangeville	540	0	355	90					895	90	985
Idaho Arts Charter	0	0	0	90					0	90	90
Kellogg	0	75	0	170					0	245	245
Malad	450	295	555	285					1005	580	1585
Marsing	0	0	90	0					90	0	90
Melba	265	90	350	0					615	90	705
Nampa Christian	380	365	370	175					750	540	1290
New Plymouth	0	150	0	238					0	388	388
North Fremont	355	240	265	0					620	240	860
Orofino	0	0	250	150					250	150	400
Parma	0	75	175	75					175	150	325
Priest River	0	150	0	0					0	150	150
Ririe	355	285	260	250					615	535	1150

**SCHOOLS OF EXCELLENCE
2025-26 MID-YEAR STANDINGS**

Sage International	0	0	0	0					0	0	0
Salmon	0	0	0	0					0	0	0
Soda Springs	360	175	450	160					810	335	1145
St. Maries	0	0	425	263					425	263	688
Sun Valley Comm Sch	265	160	90	0					355	160	515
Vision Charter	0	0	0	75					0	75	75
Wendell	425	90	430	95					855	185	1040
West Jefferson	265	75	365	0					630	75	705
West Side	275	238	365	150					640	388	1028

MID-YEAR STANDINGS	Fall ACA	Fall ATH	Winter ACA	Winter ATH	Activity ACA	Activity PERF			YTD ACA Total	YTD ATH Total	ACA/ATH Total
2A											
Alturas Prep	0	75	0	0					0	75	75
Butte County	275	185	0	90					275	275	550
Centennial Baptist	170	0	175	0					345	0	345
Clark Fork	0	0	0	0					0	0	0
Clearwater Valley	165	0	170	0					335	0	335
Council	0	88	0	0					0	88	88
Gem State Academy	0	0	0	0					0	0	0
Genesis Prep	0	0	0	0					0	0	0
Glenns Ferry	175	0	345	0					520	0	520
Grace	265	163	420	85					685	248	933
Hagerman	170	75	260	0					430	75	505
Hansen	0	0	0	0					0	0	0
Idaho City	0	0	0	0					0	0	0
Kamiah	0	163	0	0					0	163	163
Kendrick	190	100	180	95					370	195	565
Lakeside	0	0	0	175					0	175	175
Lapwai	0	0	0	100					0	100	100
Liberty Charter	270	160	185	85					455	245	700
Lighthouse Christian	95	0	0	0					95	0	95
Logos	360	280	0	0					360	280	640
Magic Valley	0	0	0	0					0	0	0
Murtaugh	175	0	265	150					440	150	590
North Idaho Stem	0	0	0	0					0	0	0

**SCHOOLS OF EXCELLENCE
2025-26 MID-YEAR STANDINGS**

North Star Charter	0	0	175	75			175	75	250
Notus	0	75	0	0			0	75	75
Oakley	375	90	370	150			745	240	985
Potlatch	85	0	260	0			345	0	345
Prairie	345	150	175	185			520	335	855
Raft River	355	150	180	0			535	150	685
Rimrock	0	150	0	75			0	225	225
Riverstone Int'l	90	0	200	0			290	0	290
Shoshone	0	0	90	0			90	0	90
Treasure Valley Classical	85	0	0	0			85	0	85
Troy	0	95	265	75			265	170	435
Valley	270	160	340	75			610	235	845
Victory Charter	285	200	180	75			465	275	740
Wallace	0	163	0	0			0	163	163
Wilder	0	75	0	0			0	75	75
Xavier Charter	0	0	0	0			0	0	0

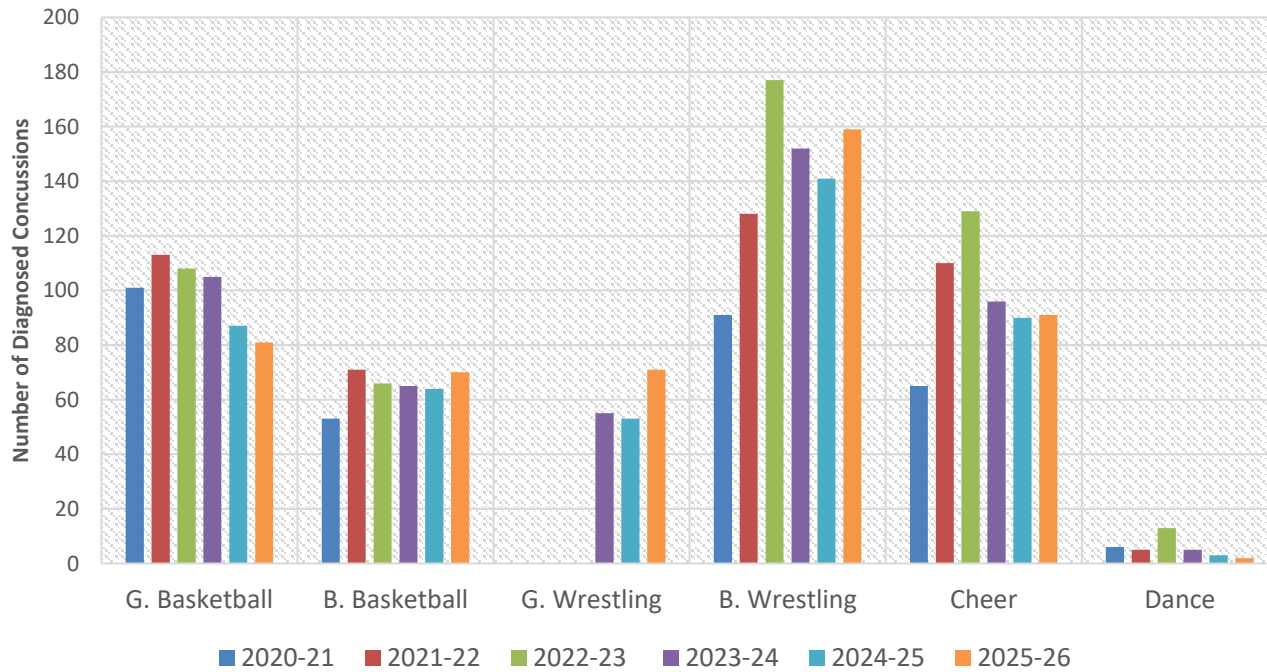
MID-YEAR STANDINGS	Fall ACA	Fall ATH	Winter ACA	Winter ATH	Activity ACA	Activity PERF	YTD ACA Total	YTD ATH Total	ACA/ATH Total
1A									
American Heritage	0	0	0	0			0	0	0
Bliss	0	0	0	0			0	0	0
Camas County	170	0	175	0			345	0	345
Carey	170	175	175	160			345	335	680
Cascade	0	0	260	0			260	0	260
Castleford	175	0	0	0			175	0	175
Challis	175	0	260	0			435	0	435
Clark County	0	0	0	0			0	0	0
Coeur du Christ	0	150	0	75			0	225	225
Culdesac	0	0	0	0			0	0	0
Deary	0	75	0	100			0	175	175
Dietrich	0	0	175	150			175	150	325
Garden Valley	0	75	0	95			0	170	170
Genesee	170	160	175	0			345	160	505
Grace Lutheran	95	0	0	0			95	0	95
Greenleaf Friends	0	0	0	85			0	85	85
Highland-C	165	0	90	0			255	0	255
Horseshoe Bend	0	100	0	0			0	100	100
ISDB	0	0	0	0			0	0	0

SCHOOLS OF EXCELLENCE
2025-26 MID-YEAR STANDINGS

Kootenai	85	0	260	75				345	75	420
Leadore	100	75	90	0				190	75	265
Mackay	0	75	0	75				0	150	150
Meadows Valley	0	0	0	0				0	0	0
Mullan	0	0	0	0				0	0	0
Nezperce	90	0	85	95				175	95	270
North Gem	185	0	275	0				460	0	460
Richfield	165	0	255	0				420	0	420
Rockland	370	265	200	175				570	440	1010
Sage Int'l Middleton	0	0	0	0				0	0	0
Salmon River	0	90	90	90				90	180	270
Sho-Ban	0	0	0	0				0	0	0
St John Bosco	85	0	0	0				85	0	85
Taylor's Crossing	0	0	0	0				0	0	0
Timberline-W	165	0	170	75				335	75	410
Tri-Valley	0	185	0	75				0	260	260
Watersprings School	0	0	175	90				175	90	265

WINTER						
Sport	2020-21	2021-22	2022-23	2023-24	2024-25	2025-26
G. Basketball	101	113	108	105	87	81
B. Basketball	53	71	66	65	64	70
G. Wrestling	N/A	N/A	N/A	55	53	71
B. Wrestling	91	128	177	152	141	159
Cheer	65	110	129	96	90	91
Dance	6	5	13	5	3	2
Totals	316	427	493	478	438	474

2026 Winter Sports Concussion Trends



1playon

2025 Fall Review



GO FAN

MAXPREPS

**NFHS
NETWORK**

Ticketing

Total Revenue Share

Regular Season

\$1,087

-24%

Postseason

\$19,793

+7%

TOTAL

\$20,880

+5%

Number of Schools on GoFan



52,691

Total Tickets Sold (-2%)

\$456,060

Total Ticket Sales (+6%)

Top 10 Schools

1. Eagle High School
2. Mountain View High School
3. Emmett High School
4. Timberline High School
5. Meridan High School
6. Wendell High School
7. Vallivue High School
8. Mountain Home High School
9. Owyhee High School
10. Bishop Kelly High School

Number of schools added YOY

+12

Streaming

Total Event Numbers

Regular Season

5,323

+7%

Post Season

339

+19%

Total Game Views

Regular Season

275,401

+7%

Post Season

113,955

+16%

132

Number of Schools with
NFHS Network Cameras

Events and viewership through Dec 31

Top Games from Fall Season

1. 2025 IHSAA 5A Football State Championship | Hillcrest vs Bishop Kelly
2. 2025 IHSAA 6A Football State Championship | Timberline vs Rigby
3. 2025 IHSAA 4A Football State Championship | Kimberly vs Homedale
4. 2025 IHSAA 6A Football Quarterfinal | Mountain View vs Rigby
5. 2025 IHSAA 6A Football Semifinal | Rocky Mountain vs Rigby

Top 10 Schools Events

1. Owyhee High School
2. Caldwell High School
3. Ridgevue High School
4. Rocky Mountain High School
5. Ririe High School
6. Eagle High School
7. Meridian Senior High School
8. Bishop Kelly High School
9. Highland High School (Pocatello)
10. Century High School

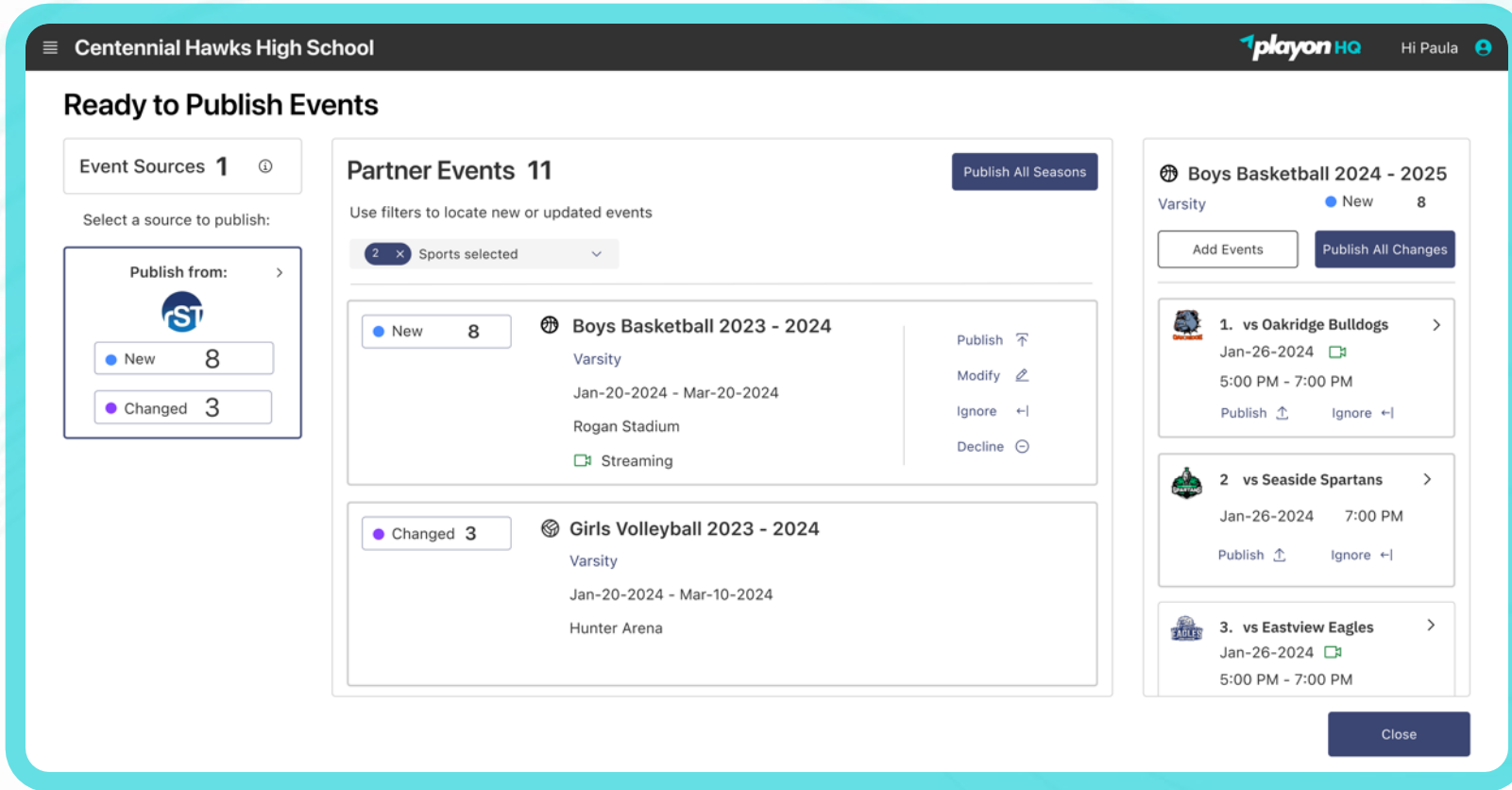
Top 10 Schools Game Views

1. Rocky Mountain High School
2. Owyhee High School
3. Eagle High School
4. Kimberly High School
5. Ririe High School
6. Coeur d'Alene High School
7. Bishop Kelly High School
8. Highland High School (Pocatello)
9. Prairie High School
10. Mountain View High School

NFHS
NETWORK

Integrate

Save time and provide a seamless fan experience.



Speed up your scheduling.

Get automatic schedule imports from our partners. We are the only provider with access to all your events.

Be confident for game day.

Any changes you make show up on your website instantly.

Maximize your productivity.

Set up events for ticketing and streaming at the same time.

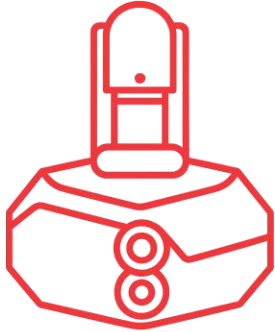
Make changes on the fly.

Easily update events on your mobile device.



COACHING ANALYTICS FOR HIGH SCHOOL SPORTS

MAXPREPS
ADVANTAGE
powered by **1playon**




CAPTURE

Game footage is captured on the NFHS Network and auto-synced to Advantage.



ANALYZE

Team and Player Stats are available in 10-12 hours.



DISTRIBUTE

Stats and Game Recap Videos are published to MaxPreps.

ANALYTICS FOR 9 SPORTS AND 13 VARSITY TEAMS



Football



Flag Football



Softball



Baseball



Field Hockey



Volleyball



Soccer



Basketball



Lacrosse



ALL ACCESS PLAN



\$0

For NFHS Network Schools

ALL ACCESS PACKAGE

- Unlimited storage
- Highlight tools
- Self-editing

*includes accounts for ALL high school teams





ADVANCED BREAKDOWNS

\$600

Per Team, Per Year

ADVANCED PACKAGE

- Everything in All Access Plan
 - Full season team + player breakdowns
 - 10 to 12 hour return
 - Game Recap and Team Highlights
 - Stats automatically sent to MaxPreps
 - [MaxPreps Advantage Information Site](#)
- 
- 

CONTACT INFORMATION 2025-26



Executive Leadership

Contract,
Partnership, HoldCo
inquiries

Mark Koski
317-702-3151
mark.koski@nfhsnetwork.com

BJ Pilling
678-800-8663
bj.pilling@playonsports.com

State Association Partnership Manager

State association
main point of
contact

David Towles
404-510-3466
david.towles@playonsports.com

Greg Vandermade
661-917-4127
greg.vandermade@playonsports.com

NFHS Network Production

Postseason
Production
Manual Events

Jeff Kurtz / Fin Prendergast
619-339-8184 / 619-606-6188
jeffkurtz@playonsports.com / fin.prendergast@playonsports.com

School Sales Rep

New school sign up
and questions about
products

Scott Jernigan
scott.jernigan@playonsports.com

School – Customer Success

General questions,
continued
education, best
practices, etc.

Jack Fahy
470-994-8102
jack.fahy@playonsports.com

School – Live Event Support

Contact for issues
during live events

Streaming
Console Mobile: help.nfhsnetwork.com

Email: support@nfhsnetwork.com

Phone: (404) 334-7988

Ticketing
support@gofan.co

Fan Support

Contact for any fan
related issues

customerservice@nfhsnetwork.com

service@gofan.co

Growing School Adoption of NFHS Network

- Leverage trusted relationships with state associations to introduce and endorse school adoption of NFHS Network cameras
- We have materials that include success stories of schools adding NFHS Network cameras to their schools, viewership data, and testimonials from fellow athletic administrators
- We want to partner with your association to reach specific schools who are great candidates for NFHS Network cameras
- **Adding NFHS Network cameras in your state will increase regular season and postseason coverage, leading to growth in your VPS payments**
- Ask of State: 5-10 schools or districts that your office would be able to introduce us to

Declined Events

- How do you manage declined events?
- Do you have a formal process or form that schools and/or local broadcast groups must complete?
- Does someone on your staff manage the process?
- [Affiliate Program Information](#)

Recap

GoFan

Total Events

292

+94%

Total Tickets Sold

52,691

-2%

Total Revenue Share

\$20,880

+5%

NFHS Network

IDHSAA Published Events

218

IDHSAA Published Game Views

103,040

IDHSAA Published Minutes Viewed

3,244,339



Top Asks of State

1. Top Targets: Nampa School District, Hillcrest High School, Pocatello School District 25
2. Declined Events – do you have a list of approved/denied requests from football?
3. Updated photos and association logo to use for marketing purposes



IHSAA Calendar

Adjusted for April Board Meeting

- Time off between seasons
- Balanced weeks/season length for the fall, winter, spring seasons

CURRENT SEASON LENGTHS

25-26 Weeks are start date through state championships

Fall Season

Sport	Weeks	Start Date	Championship Date
Fall Golf	9	8/11	10/11
Soccer	11	8/11	10/25
Volleyball	12	8/11	11/1
XC	12	8/11	11/1
Swim	13	8/11	11/8
Football	15	8/11	11/22

Winter Season

Sport	Weeks	Start Date	Championship Date
GBB	16	11/3	2/21
BBB	16+2 days	11/14	3/7
WR	15	11/17	2/28
*Cheer	16	11/8	2/28
*Dance	14	11/22	2/28

Spring Season

Sport	Weeks	Start Date	Championship Date
Golf	10+2 days	3/2	5/12
Baseball	11	2/27	5/16
Softball	11	2/27	5/16
Track	11	2/27	5/16
Tennis	11	2/27	5/16

Proposed Season Lengths

Wrestling

Year	Weeks	# Dates	Start	Competition	State
27-28 Current	15	16	11/15	12/1	2/25-26
27-28 Opt 2	14	15	11/22	12/8	2/25-26
27-28 Opt 3	13	14	11/29	12/15	2/25-26
28-29 Current	15	16	11/13	11/29	2/23-24
28-29 Opt 2	14	15	11/20	12/6	2/23-24
28-29 Opt 3	13	14	11/27	12/13	2/23-24

Girls Basketball

Year	Weeks	# Games	Start	Competition	State
27-28 Current	16	20/21	11/1	11/12	2/17-19
27-28 Opt 2	15	19	11/8	11/19	2/17-19
27-28 Opt 3	14	19	11/15	11/26	2/17-19
28-29 Current	16	20/21	10/30	11/10	2/15-17
28-29 Opt 2	15	19	11/6	11/17	2/15-17
28-29 Opt 3	14	19	11/13	11/24	2/15-17

Boys Basketball

Year	Weeks	# Games	Start	Competition	State
27-28 Current	16 + 2 days	20/21	11/12	11/27	3/2-4
27-28 Opt 2	15	19	11/22	12/3	3/2-4
27-28 Opt 3	14	19	11/29	12/10	3/2-4
28-29 Current	16 + 2 days	20/21	11/10	11/25	3/1-3
28-29 Opt 2	15	19	11/20	12/1	3/1-3
28-29 Opt 3	14	19	11/27	12/8	3/1-3



IHSAA / IAAA / IASA Athletic Director Mentorship Program

A Collaborative Initiative to Support and Retain New Athletic Directors

Program Overview

In response to increasing turnover among new athletic directors and the need for stronger early-career support, the Idaho High School Activities Association (IHSAA), Idaho Athletic Administrators Association (IAAA), and Idaho Association of School Administrators (IASA) have formed a strategic partnership to launch the Athletic Director Mentorship Program beginning with the 2026–27 school year.

Recent data indicates significant turnover among newly appointed athletic directors, with a notable percentage not returning for a second year. Additionally, several schools have experienced repeated transitions in leadership. Recognizing the critical importance of stability, professional guidance, and relationship-building in the early years of athletic administration, the three organizations have developed a structured mentorship model to better equip and retain new leaders.

Through this program, each participating school's new athletic director will be paired with an experienced, retired administrator serving as a mentor. New ADs will also join a small cohort of peers for collaborative learning and ongoing professional support throughout their first year(s) in the role.

Core Program Components

1. IHSAA New Athletic Director In-Service

Onboarding and orientation are foundational to the success of new activities directors. Participating schools are required to send their new AD to the IHSAA New AD In-Service.

This training includes:

- Orientation to IHSAA systems, policies, and required documentation
- Overview of eligibility, compliance, and operational expectations
- Introductions to IHSAA staff and available resources
- Presentations from experienced athletic administrators
- Dedicated time for questions and practical discussion

The IAAA also presents during this session, highlighting membership benefits, leadership development opportunities, annual conference information, and the importance of professional networking and relationships.

2. IAAA Professional Membership & Development

The IAAA plays an integral role in the program by:

- Assisting in mentor recommendations
- Supporting and presenting at the New AD In-Service
- Enrolling new ADs in IAAA membership at the onboarding meeting
- Providing support with membership and registration processes
- Offering reduced-rate access to NIAAA Leadership Training Institute (LTI) courses (501, 502, 503, 504) at the annual state conference

This collaborative structure strengthens professional development and encourages early pursuit of certification while fostering connections with accomplished administrators statewide.

3. IASA Principal Engagement & School Support

The IASA ensures principal involvement and alignment with district expectations. For schools opting into the program:

- A pre-year professional development planning meeting will be held with the principal, mentor, and new AD.
- A post-year evaluation meeting will assess growth, progress, and continued needs.
- Schools will contribute \$250 toward the mentorship program.
- Schools will support attendance at the required New AD In-Service.

This structure reinforces accountability, goal-setting, and shared leadership development.

Mentor Structure & Responsibilities

The IHSAA will contract multiple retired athletic administrators to serve as mentors. These veteran leaders represent:

- Schools of varying enrollment sizes
- Diverse socioeconomic communities
- Public and private institutions
- Rural, suburban, and urban settings across Idaho

Mentors meet with the IHSAA Assistant Director each July to determine school assignments, with additional mentees added as new hires occur.

Mentor Expectations

Mentors provide consistent and proactive support through:

- Regular communication (email, phone, text)
- On-site school visits
- Attendance at league or conference meetings (as appropriate)
- Guidance on seasonal planning and scheduling
- Support for staff meetings and coach management
- Game-day operations strategies
- Day-to-day leadership and problem-solving

Mentors cultivate trusted relationships, so mentees feel comfortable seeking guidance at any time.

Mentors also collaborate with one another through:

- Shared document libraries and resources
- Short instructional video development
- Virtual meetings (4–5 annually)
- In-person gatherings for professional alignment

The program emphasizes practical learning — encouraging new ADs to build upon the experience of others rather than navigating challenges alone.

Program Oversight & Continuation

With financial support from the IAAA, the IHSAA Board of Directors formally approved the Athletic Director Mentor Program as a funded initiative.

Each year:

- A formal report will be presented to the IHSAA Board of Directors.
- Program data and participant feedback will be reviewed.
- Recommendations for enhancements will be considered.

Potential adjustments may include:

- Increasing the number of mentors
- Expanding professional development offerings
- Refining mentor training
- Enhancing cohort programming

Program Goal

The overarching goal of the IHSAA / IAAA / IASA Athletic Director Mentorship Program is to increase retention, strengthen leadership capacity, and provide new athletic administrators with the relationships, knowledge, and confidence necessary to succeed — ultimately benefiting students, schools, and communities across Idaho.



Milk Bowl Site Rotation

	6A	5A	4A
2026	East vs North = Kibbie East vs West = BSU North vs West = Kibbie	East vs North = Kibbie East vs West = ICCU North vs West = Kibbie	East vs North = Kibbie East vs West = BSU North vs West = Kibbie
2025	East vs West = ICCU	East vs West = BSU	East vs West = ICCU

	3A	2A	1A
2026	East vs North = Kibbie East vs West = ICCU North vs West = Kibbie	East vs North = ICCU East vs West = BSU North vs West = BSU	East vs North = Kibbie East vs West = ICCU North vs West = Kibbie
2025	East vs West = Middleton HS	North vs North = Kibbie	East vs West = Middleton HS

Prioritized Criteria for Site, Date, and Time

Milk Bowl sites are selected using criteria designed to minimize instructional time lost by participating teams and to ensure adequate lodging and meal options for teams, support groups, and spectators.

1. A region may not host in consecutive years unless both teams are from that region.
2. Site Availability
 - a. University of Idaho: Districts I & II
 - i. A maximum of three games per day may be scheduled at the Kibbie Dome. Final game times and dates will depend on the U of I's football schedule.
 - b. Boise State University: Districts III
 - i. A maximum of two games per day may be scheduled at Albertsons Stadium. Final game times and dates will depend on BSU's football schedule.
 - ii. The 4A, 3A, 2A, and 1A Milk Bowl games in District III will be held at an area high school. If a 4A, 3A, 2A, or 1A game can be scheduled at BSU in conjunction with a 6A or 5A game, it may be scheduled accordingly.
 - c. Idaho State University: Districts IV, V, & VI
 - i. A maximum of four games per day may be scheduled at the ICCU Dome. Final game times and dates will depend on ISU's football schedule.
3. The team traveling the farthest will have the first choice of available game times.
4. Games will not be scheduled to start after 9:00 pm.

IHSAA representatives will determine the sites, dates, and times for each Milk Bowl game, with final decisions made on the Sunday before the state championship game.

Rule 2-2-2a

Current Rule 2-2-2a

The proposal must be submitted to the Classification Committee by February 15 of the enrollment year.

Proposed Rule 2-2-2a

The proposal must be submitted to the Classification Committee by September 10 of the enrollment year.

Timeline: classification proposal and classification petitioning: Two-Box

1. September 10, 2026: Classification proposals due to the IHSAA office, [Rule 2-2-2](#)
2. September 10, 2026 – December 8, 2026: Classification Committee reviews proposals and prepares a recommendation for the IHSAA Board.
3. November 2026: School enrollment will be obtained for each member high school.
4. December 8, 2026: As a discussion item on the board agenda, the Classification Committee will present its recommendation to the IHSAA Board regarding a potential change to [Rule 2-1, 2-2, & 2-2-1](#).
5. January 20, 2027: If a classification change proposal is approved at the December meeting, it will appear on the agenda for a first reading.
6. March 2027: School enrollment will be obtained for each member high school.
7. April 7, 2027: If a classification change proposal is approved at the January meeting, it will appear on the agenda for a final reading. When approved as a final reading, the IHSAA will assign classifications for the 28-30 cycle.
8. June 9, 2027: Deadline to notify the IHSAA of changes to district alignment (e.g., districts combining).
9. June 9, 2027: If needed, the IHSAA Board will make a final decision regarding changes to [Rule 2-1, 2-2, & 2-2-1](#).
10. September 10, 2027: Deadline for schools to submit classification petitions to the IHSAA to move teams up or down, Rule 2-3.
11. September 28, 2027: The IHSAA Board will approve or deny classification petitions.

Track

2026-27 & 2027-28

6A Track																						
	I				III				IV-V-VI												16	
2026-27	*	2.00	of	3	67%	*	8.00	of	13	62%	*	4.00	of	5	80%							14.00
2027-28	*	2.00	of	3	67%	*	9.00	of	13	69%	*	3.00	of	5	60%							14.00
					67%					65%					70%							
* next two fastest district meet times																					Gap =	4.6%

6A Relays																						
	I				III				IV-V-VI												8	
2026-27	*	1.00	of	3		*	1.00	of	13		*	1.00	of	5								3.00
2027-28	*	1.00	of	3		*	1.00	of	13		*	1.00	of	5								3.00
* next five fastest district meet times																						

5A Track																							
	I-II				III				IV				V-VI								16		
2026-27	*	2.00	of	4	50%	*	3.00	of	6	50%	*	3.00	of	6	50%	*	4.00	of	8	50%			12.00
2027-28	*	2.00	of	4	50%	*	3.00	of	6	50%	*	3.00	of	6	50%		4.00	of	8	50%			12.00
					50%					50%					50%								
* next four fastest district meet times																					Gap =	0.0%	

5A Relays																							
	I-II				III				IV				V-VI								8		
2026-27	*	1.00	of	4		*	1.00	of	6		*	1.00	of	6		*	1.00	of	8				4.00
2027-28	*	1.00	of	4		*	1.00	of	6		*	1.00	of	6			1.00	of	8				4.00
* next four fastest district meet times																							

4A Track																										
	I				III				IV				V				VI				16					
2026-27	*	3.00	of	3	100%	*	6.00	of	6	100%	*	3.00	of	3	100%	*	5.00	of	5	100%	*	3.00	of	3	100%	14.00
2027-28	**	3.00	of	3	100%	**	6.00	of	6	100%		3.00	of	3	100%	**	5.00	of	5	100%		3.00	of	3	100%	14.00

TENNIS CLASSIFICATION

2027 & 2028 SEASONS

6A CLASSIFICATION - 16 reps.

	<u>I-II</u>	<u>III</u>	<u>IV-V-VI</u>
2027	3 of 3 = 100%	9 of 13 = 69%	4 of 5 = 80%
2028	2 of 3 = 67%	10 of 13 = 77%	4 of 5 = 80%
Cycle Total	167%	146%	160%

5A CLASSIFICATION - 16 reps.

	<u>I-II</u>	<u>III</u>	<u>IV</u>	<u>V-VI</u>
2027	3 of 4 = 75%	4 of 6 = 67%	4 of 6 = 67%	5 of 8 = 63%
2028	2 of 4 = 50%	4 of 6 = 67%	4 of 6 = 67%	6 of 8 = 75%
Cycle Total	125%	134%	134%	138%

4A CLASSIFICATION - 13 reps.

	<u>I-II</u>	<u>III</u>	<u>IV-V-VI</u>
2027	4 of 5 = 80%	5 of 6 = 83%	4 of 4 = 100%
2028	5 of 5 = 100%	5 of 6 = 83%	3 of 4 = 75%
Cycle Total	180%	166%	175%

BASEBALL REPRESENTATION

2026-2028 Classification Cycle

2027 & 2028 Baseball Seasons

6A – 20 Teams

8=40% **12=60%**

DISTRICT	I	III	V-VI	
2027	1 of 3 33%	6 of 13 46%	2 of 4 50%	*3 At-Large
2028	2 of 3 67%	5 of 13 38%	2 of 4 50%	*3 At-Large
2-year total	100%	84%	100%	

5A – 24 Teams

8=33% **12=50%**

DISTRICT	I-II	III	IV	V-VI	
2027	1 of 4 25%	2 of 6 33%	2 of 7 29%	3 of 7 43%	*4 At-Large
2028	2 of 4 50%	2 of 6 33%	3 of 7 43%	2 of 7 29%	*3 At-Large
2-year total	75%	66%	72%	72%	

4A – 20 Teams

8=40% **12=60%**

DISTRICT	I	III	IV	V	VI	
2027	1 of 2 50%	2 of 6 33%	1 of 3 33%	2 of 5 40%	2 of 4 50%	*4 At-Large
2028	1 of 2 50%	2 of 6 33%	1 of 3 33%	2 of 5 40%	1 of 4 25%	*5 At-Large
2-year total	100%	66%	66%	80%	75%	

3A – 24 Teams

8=33% **12=50%**

DISTRICT	I-II	III	IV	V	VI	
2027	2 of 5 40%	3 of 8 38%	1 of 4 25%	1 of 3 33%	2 of 4 50%	*3 At-Large
2028	2 of 5 40%	3 of 8 38%	2 of 4 50%	1 of 3 33%	1 of 4 25%	*3 At-Large
2-year total	80%	72%	75%	66%	75%	

1A – 14 Teams

8=57% **12=86%**

DISTRICT	II	III-IV-VI	
2027	3 of 8 38%	2 of 6 33%	*3 At-Large
2028	2 of 8 25%	2 of 6 33%	*4 At-Large
2-year total	63%	66%	

50% Rule – Number of teams represented in Super Regionals is determined by percentage closest to 50%

Idaho High School Activities Association

2025 - 2030 Possible Sites & Dates

	2025-26	2026-2027	2027-2028	2028-2029	2029-2030
	Approved	Approved	Tentative	Suggested	Suggested
GOLF	Oct. 9-10 (6A), Oct. 10-11 (5A)	Oct. 12-13	Oct. 11-12	Oct. 9-10	Oct. 8-9
6A	RedHawk GC (Mtn View host)	District I	District VI	District II	District IV
5A	Purple Sage GC (Middleton host)	The Links GC, Post Falls (sandpoint host)	District V	District II	District IV
SOCCER	Oct. 23-25	Oct. 22-24	Oct. 21-23	Oct. 19-21	Oct. 18-20
6A	Eagle B/Rocky Mtn G	Bonneville G/Hillcrest B	Owyhee G/Meridian B	Sandpoint - Field of Dreams	Eagle B/Rocky Mtn G
5A	Columbia B/Middleton G	Sandpoint - Field of Dreams	Columbia G/Middleton B	Bonneville B/Hillcrest G	Columbia B/Middleton G
4A	Owyhee B/Meridian G	Twin Falls G/Burley B	Eagle G/Rocky Mtn B	Real Life Turf Fields, Post Falls	Owyhee B/Meridian G
VOLLEYBALL	Oct. 30 - Nov. 1	Oct. 29-31	Oct. 28-30	Oct. 26-28	Oct. 25-27
6A	Capital H.S.	Coeur d'Alene H.S.	District VI	Lake City H.S.	District III
5A	Timberline H.S.	Post Falls H.S.	District VI	Coeur d'Alene H.S.	District III
4A	Mt. America Center - District VI	Lake City H.S.	District V	District IV	Post Falls H.S.
3A	Mt. America Center - District VI	Lewiston H.S.	District V	District IV	Lewiston H.S.
2A	Post Falls H.S.	Madison H.S.	Lewis-Clark State College	District III	District VI
1A	Coeur d'Alene H.S.	Thunder Ridge H.S.	Lewiston H.S.	District III	District VI
CROSS COUNTRY	Nov. 1	Oct. 31	Oct. 30	Oct. 28	Oct. 27
	LCSC Orchards, Lewiston	Portneuf, Pocatello	Eagle Island State Park	LCSC Orchards, Lewiston	Portneuf, Pocatello
SWIMMING	Nov. 7-8	Nov. 6-7	Nov. 5-6	Nov. 3-4	Nov. 2-3
	Idaho Central Aquatics Center	West YMCA, Meridian	West YMCA, Meridian	West YMCA, Meridian	TBD
FOOTBALL	Nov. 21-22	Nov. 20-21	Nov. 19-20	Nov. 17-18	Nov. 16-17
6A	TBD	TBD	TBD	TBD	TBD
5A	TBD	TBD	TBD	TBD	TBD
4A	TBD	TBD	TBD	TBD	TBD
3A	TBD	TBD	TBD	TBD	TBD
2A	TBD	TBD	TBD	TBD	TBD
1A	TBD	TBD	TBD	TBD	TBD
DRAMA	Dec. 5-6	Dec. 4-5	Dec. 3-4	Dec. 1-2	Nov. 30-Dec. 1
	Thunder Ridge H.S.	District III	District I	District V	District IV
GIRLS BASKETBALL	Feb. 19-21	Feb. 18-20	Feb. 17-19	Feb. 15-17	Feb. 14-16
6A	Ford Idaho Center	Ford Idaho Center	Ford Idaho Center	Ford Idaho Center	Ford Idaho Center
5A	Mountain View H.S.	Mountain View H.S.	Mountain View H.S.	Mountain View H.S.	Mountain View H.S.
4A	Skyview H.S.	Skyview H.S.	Middleton H.S.	Middleton H.S.	Skyview H.S.
3A	Kuna H.S.	Bishop Kelly H.S.	Kuna H.S.	Bishop Kelly H.S.	Kuna H.S.
2A	Columbia H.S.	Columbia H.S.	Columbia H.S.	Columbia H.S.	Columbia H.S.
1A	Owyhee H.S.	Nampa H.S.	Owyhee H.S.	Nampa H.S.	Owyhee H.S.
CHEER	Feb. 28	Feb. 26	Feb. 26	Feb. 23	Feb. 23
	Mountain America Center	Mountain America Center	Ford Idaho Center	Ford Idaho Center	TBD
DANCE	Feb. 27	Feb. 27	Feb. 25	Feb. 24	Feb. 22
	Mountain America Center	Mountain America Center	Ford Idaho Center	Ford Idaho Center	TBD
WRESTLING	Feb. 27-28	Feb. 26-27	Feb. 25-26	Feb. 23-24	Feb. 22-23
	Ford Idaho Center	ICCU Dome	ICCU Dome	P1FCU Kibbie Dome	ICCU Dome
BOYS BASKETBALL	Mar. 5-7	Mar. 4-6	Mar. 2-4	Mar. 1-3	Feb. 28-Mar. 2
6A	Ford Idaho Center	Ford Idaho Center	Ford Idaho Center	Ford Idaho Center	Ford Idaho Center
5A	Rocky Mountain H.S.	Rocky Mountain H.S.	Rocky Mountain H.S.	Rocky Mountain H.S.	Rocky Mountain H.S.
4A	Eagle H.S.	Eagle H.S.	Eagle H.S.	Eagle H.S.	Eagle H.S.
3A	Capital H.S.	Capital H.S.	Capital H.S.	Capital H.S.	Capital H.S.
2A	Vallivue H.S.	Vallivue H.S.	Vallivue H.S.	Vallivue H.S.	Vallivue H.S.
1A	Caldwell H.S.	Caldwell H.S.	Caldwell H.S.	Caldwell H.S.	Caldwell H.S.
DEBATE	Mar. 13-14	Mar. 12-13	Mar. 10-11	Mar 9-10	Mar. 8-9
	Columbia H.S.	District V	District III	District VI	District III
SPEECH	Apr. 10-11	Apr. 9-10	Apr. 7-8	Apr. 6-7	Apr. 5-6
	Pocatello H.S.	District III	District VI	District IV	District V
SOLO & ENSEMBLE	May 1-2	Apr. 30-May 1	May 5-6	May 4-5	May 3-4
	District I/II	District III	District IV	District V/VI	District I/II
GOLF	May 11-12	May 17-18	May 15-16	May 14-15	May 13-14
4A	Eagle Hills GC (Homedale host)	District II	District V	District I	District VI
3A	Scotch Pines GC (Rimrock host)	District II	District V	District I	District VI
SOFTBALL	May 14-16	May 20-22	May 18-20	May 17-19	May 16-18
6A	Coeur d'Alene/Lake City H.S.	Thunder Ridge H.S.	Post Falls H.S.	District V	Coeur d'Alene/Lake City H.S.
5A	Post Falls H.S.	Blackfoot H.S.	Coeur d'Alene/Lake City H.S.	District IV	Post Falls H.S.
4A	Filer H.S.	American Falls H.S.	Timberlake/Lakeland H.S.	District IV	Timberlake/Lakeland H.S.
3A	Timberlake/Lakeland H.S.	Capell Park (Malad host)	Moscow Fields	District IV	Orofino H.S.
2A	Genesee H.S.	Quad Park, Caldwell	Genesee H.S.	Quad Park, Caldwell	Moscow Fields (Potlatch host)
BASEBALL	May 14-16	May 20-22	May 18-20	May 17-19	May 16-18
6A	Memorial Stadium	Melaleuca Field/College of Idaho	Memorial Stadium	Memorial Stadium	Melaleuca Field/College of Idaho
5A	Melaleuca Field	Memorial Stadium	College of Idaho	Melaleuca Field	Memorial Stadium
4A	College of Southern Idaho	Borah H.S.	Melaleuca Field	College of Southern Idaho	Borah H.S.
3A	Northwest Nazarene University	College of Southern Idaho	Borah H.S.	College of Idaho	College of Southern Idaho
2A	Capital H.S./Church Field	Church Field/Capital H.S.	Capital H.S./Church Field	Church Field/Capital H.S.	Church Field/Capital H.S.
TENNIS	May 15-16	May 21-22	May 19-20	May 18-19	May 17-18
6A	Appleton Tennis Complex	Boise Racquet Club	Boise Racquet Club	Appleton Tennis Complex	Appleton Tennis Complex
5A	Boise Racquet Club	Appleton Tennis Complex	Appleton Tennis Complex	Boise Racquet Club	Boise Racquet Club
4A	Ridgevue H.S.	Ridgevue H.S.	Ridgevue H.S.	Ridgevue H.S.	Ridgevue H.S.
TRACK	May 15-16	May 21-22	May 19-20	May 18-19	May 17-18
6A/5A	Mountain View H.S.	Mountain View H.S.	Mountain View H.S.	Mountain View H.S.	Mountain View H.S.
4A/3A/2A	Middleton H.S.	Middleton H.S.	Middleton H.S.	Middleton H.S.	Middleton H.S.

Idaho High School Activities Association Calendar

2025 - 2030

<i>*with modifications as needed</i>	2025-2026	2026-2027	2027-2028	2028-2029	2029-2030
	Approved	Approved	Tentative	Suggested	Suggested
IHSAA Board Meeting	Aug. 5	Aug. 4	Aug. 3	Aug. 1	Jul. 31
Hall of Fame Banquet	Aug. 6	Aug. 5	Aug. 4	Aug. 2	Aug. 1
No Practice Period	Aug. 4-10	Aug. 3-9	Aug. 2-8	July 31-Aug. 6	July 30-Aug. 5
1st Practice Fall Sports/CH/Dance/5A, 6A Golf Comp	Aug. 11	Aug. 10	Aug. 9	Aug. 7	Aug. 6
1st Fall Sports Competition	Aug. 22	Aug. 21	Aug. 20	Aug. 18	Aug. 17
IHSAA Board Meeting	Sept. 30	Sept. 29	Sept. 28	Sept. 26	Sept. 25
5A, 6A District Golf Completion	Oct. 6	Oct. 8	Oct. 7	Oct. 5	Oct. 4
State Golf - 5A, 6A	Oct. 9-10 (6A), Oct. 10-11 (5A)	Oct. 12-13	Oct. 11-12	Oct. 9-10	Oct. 8-9
District Soccer Completion	Oct. 18	Oct. 13	Oct. 12	Oct. 10	Oct. 9
State Soccer	Oct. 23-25	Oct. 22-24	Oct. 21-23	Oct. 19-21	Oct. 18-20
District VB Completion	Oct. 25	Oct. 20	Oct. 19	Oct. 17	Oct. 16
District XC Completion	Oct. 25	Oct. 24	Oct. 23	Oct. 21	Oct. 20
State Volleyball	Oct. 30-Nov 1	Oct. 29-31	Oct. 28-30	Oct. 26-28	Oct. 25-27
State Cross Country	Nov. 1	Oct. 31	Oct. 30	Oct. 28	Oct. 27
District Swimming Completion	Nov. 1	Oct. 31	Oct. 30	Oct. 28	Oct. 27
1st Girls Basketball Practice	Nov. 3	Nov. 2	Nov. 1	Oct. 30	Oct. 29
State Swimming	Nov. 7-8	Nov. 6-7	Nov. 5-6	Nov. 3-4	Nov. 2-3
1st GBB Competition/1st BBB Practice	Nov. 14	Nov. 13	Nov. 12	Nov. 10	Nov. 9
1st Wrestling Practice	Nov. 17	Nov. 16	Nov. 15	Nov. 13	Nov. 12
Football Milk Bowl	Nov. 21-22	Nov. 20-21	Nov. 19-20	Nov. 17-18	Nov. 16-17
District Drama Completion	Nov. 29	Nov. 28	Nov. 27	Nov. 25	Nov. 24
1st Boys Basketball Competition	Nov. 29	Nov. 28	Nov. 27	Nov. 25	Nov. 24
1st Wrestling Competition	Dec. 3	Dec. 2	Dec. 1	Nov. 29	Nov. 28
State Drama	Dec. 5-6	Dec. 4-5	Dec. 3-4	Dec. 1-2	Nov. 30-Dec. 1
IHSAA Board Meeting	Dec. 9	Dec. 8	Dec. 7	Dec. 5	Dec. 4
IHSAA Board Meeting	Jan. 21	Jan. 20	Jan. 19	Jan. 17	Jan. 23
All-State Music	Feb. 5-7	Feb. 4-6	Feb. 3-5	Feb. 1-3	Jan. 31-Feb. 2
Girls District Basketball Completion	Feb. 14	Feb. 9	Feb. 8	Feb. 6	Feb. 5
Girls Basketball State Tournament	Feb. 19-21	Feb. 18-20	Feb. 17-19	Feb. 15-17	Feb. 14-16
District Wrestling Completion	Feb. 21	Feb. 20	Feb. 19	Feb. 17	Feb. 16
State Dance/Cheer	Feb. 27-28	Feb. 26-27	Feb. 25-26	Feb. 23-24	Feb. 22-23
State Wrestling	Feb. 27-28	Feb. 26-27	Feb. 25-26	Feb. 23-24	Feb. 22-23
1st BA/SB/TR/TN Practice	Feb. 27	Feb. 26	Feb. 25	Feb. 23	Feb. 22
Boys District Basketball Completion	Feb. 28	Feb. 23	Feb. 22	Feb. 20	Feb. 19
1st Practice and Competition 3A/4A Golf	Mar. 2	Mar. 1	Feb. 28	Feb. 26	Feb. 25
Boys Basketball State Tournament	Mar. 5-7	Mar. 4-6	Mar. 2-4	Mar. 1-3	Feb. 28-Mar. 2
District Debate Completion	Mar. 7	Mar. 6	Mar. 4	Mar. 3	Mar. 2
1st Spring Sports Competition	Mar. 11	Mar. 10	Mar. 8	Mar. 7	Mar. 6
State Debate	Mar. 13-14	Mar. 12-13	Mar. 10-11	Mar. 9-10	Mar. 8-9
District Speech Completion	Apr. 4	Apr. 3	Apr. 1	Mar. 31	Mar. 30
IHSAA Board Meeting	Apr. 15	Apr. 7	Apr. 5	Apr. 11	Apr. 10
State Speech	Apr. 10-11	Apr. 9-10	Apr. 7-8	Apr. 6-7	Apr. 5-6
State Solo Music Contest	May 1-2	Apr. 30-May 1	May 5-6	May 4-5	May 3-4
3A, 4A District Golf Completion	May 7	May 13	May 11	May 10	May 9
District Baseball Completion	May 2	May 8	May 6	May 5	April 30
District Softball Completion	May 9	May 11	May 9	May 8	May 7
District TR/TN Completion	May 9	May 15	May 13	May 12	May 11
State Golf - 3A, 4A	May 11-12	May 17-18	May 15-16	May 14-15	May 13-14
State Softball	May 14-16	May 20-22	May 18-20	May 17-19	May 16-18
State Baseball	May 14-16	May 20-22	May 18-20	May 17-19	May 16-18
State Track/Tennis	May 15-16	May 21-22	May 19-20	May 18-19	May 17-18
IHSAA Board Meeting	June 10	June 9	June 7	June 12	June 11

Proposal to Expand Girls Wrestling

IHSAA Board,

The Girls Wrestling Expansion Committee works to ensure that the percentage of girls who qualify for state is equitable to the percentage of boys who qualify. After reviewing extensive [data](#), the committee has determined that it is once again time to expand Girls Wrestling, even after it was expanded to the NFHS 14 weight classes for the 2026 State Wrestling Tournament.

The Girls Wrestling Expansion Committee recommends:

1. The expansion will take effect in the 2026-27 season.
2. There will be [two classifications](#):
 - a. Schools with an enrollment of 1200 or more, based on the [26-28 Enrollment Numbers](#).
 - b. Schools with an enrollment of 1199 or less, based on the [26-28 Enrollment Numbers](#).
3. The 2027 Girls State Wrestling Tournament will have two 16 person brackets at the NFHS 14 weight classes.
 - a. A bracket for schools with an enrollment of 1200 or more.
 - b. A bracket for schools with an enrollment of 1199 or less.
4. 2027 Girls State Wrestling Awards
 - a. One state banner and 1st – 4th place trophies for schools with an enrollment of 1200 or more.
 - b. One state banner and 1st – 4th place trophies for schools with an enrollment of 1199 or less.
 - c. One plaque for most points earned by a 3A or 2A or 1A school based on [26-28 IHSAA Member School Classification](#)
5. State tournament representation will be based on participation numbers from each district in lieu of number of schools with a team.

Subject: Proposal to Adopt Standard 8-Man Field Width ONLY (40 yards) for 2026–2027 Season

Dear Athletic Director,

I am writing to propose that Idaho’s 1A and 2A schools participating in 8-man football adopt the standard 40-yard field width beginning with the 2026–2027 season. This would involve moving each sideline inward by seven yards while maintaining the current field length. The adjustment would require no changes to existing turf or grass surfaces, as it simply involves re-marking the sidelines.

Rationale

- **Competitive balance:** A 40-yard field is nationally recognized, better fits the 8-man format, and will make games more competitive and strategically appropriate for smaller rosters.
- **Minimal impact on facilities:** No turf or grass construction is necessary—schools can mark the new sidelines without changing the field itself.
- **Playoff compatibility:** For State playoff games held at ICCU Arena and the Kibbie Dome, hash marks align with both college and 8-man configurations. The primary remaining concern is how sidelines are managed in those venues; we are actively developing a couple of practical solutions to address this.
- **Proportionally Equal:** Reducing the field width from 53 yards to the NFHS recognized standard 40 yards 8-man football field aligns proportionally with the reduction in the number of players from 11 to 8 in eight-man football. Moving from 53 to 40 yards represents a 24.5% decrease in field width, while reducing players from 11 to 8 is a 27% decrease in team size. These similar reductions ensure the playing area remains appropriately scaled for safety, competitive balance, and the intended style of play in eight-man football.

Implementation Timeline: To align with the IHSAA classification cycle and allow adequate preparation time, I recommend implementing the change at the start of the 2026–2027 football season.

I will be presenting this proposal at the IHSAA football meeting on November 17 and welcome the opportunity to discuss and address any questions in advance. I believe this update is long overdue and will be beneficial for the continued growth of Idaho’s 8-man football programs

Thank you for your consideration.

Sincerely,

Travis Mader
Athletic Director
Prairie High School
mader@sd242.org
208-962-3901: school
208-791-3041: cell

Randy Spaeth
Athletic Director
Raft River High School
sparandy@cassiaschools.org

James Stoner
Athletic Director
Troy High School
jstoner@troysd287.org

Ryan Hasselstrom
Head Football Coach
Prairie High School
hasselstrom@sd242.org

Jalen Kirk
Athletic Director
Deary High School
jkirk@sd288.org

Clearwater Valley H.S.
Deary High School
Genesee High School
Highland High School
Kamiah High School
Lapwai High School
Nezperce High School
Potlatch High School
Prairie High School
Timberline High School
Troy High School



COLUMBIA HIGH SCHOOL

HOME OF THE WILDCATS

TO: Idaho High School Activities Association Executive Board

FROM: Todd Cady, Columbia High School Activities Director and Rollie Lane Invitational Tournament Manager

DATE: January 20, 2026

RE: Rollie Lane Invitational Exemption

I am writing to you in my role as the Athletic Director of Columbia High School and the Tournament Manager of the Rollie Lane Wrestling Invitational. First, I want to thank the Board for its continued leadership and support of interscholastic athletics across the state of Idaho. The guidance provided by the IHSAA is vital to ensuring fair, safe, and meaningful competition for our student-athletes.

I am reaching out regarding the IHSAA Wrestling Schedule Rule – Match Limitations, which states that an individual may compete on a maximum of sixteen dates, with no limit on the number of matches per date. The rule further specifies that Friday after 1:00 p.m. and Saturday may count as a single date, and that two-day tournaments held during Christmas break, when school is not in session and beginning at 8:00 a.m., will count as one date. As outlined, an individual who exceeds these limitations becomes ineligible for district, state, or any other IHSAA-sponsored postseason competition.

The Rollie Lane Wrestling Invitational has historically been held during the Christmas break and has traditionally counted as a single-date event for participating schools. This has been an important factor in schools' scheduling decisions, roster management, and overall season planning. The tournament has long been viewed as a cornerstone event for Idaho wrestling and provides a high-quality competitive experience for student-athletes from across the state.

As we look ahead to future planning, the Rollie Lane Tournament is hoping to host the 2027 event on January 8–9 in order to stay clear of the New Year holiday. While this date adjustment helps with travel, family commitments, and overall logistics, it does present a challenge under the current rule, as many schools will be back in session at that time. Despite this, schools have traditionally relied on the Rollie Lane Invitational counting as a single date due to its structure, competitiveness, and long-standing precedent.

With that in mind, I am respectfully requesting that the Executive Board consider how the match limitation rule might be applied to the Rollie Lane Wrestling Invitational for the 2027 season. Whether through an interpretation, clarification, or special consideration, our goal is to preserve the integrity of the rule while also maintaining access to a tournament that has become an important and valued part of Idaho's wrestling landscape.

I appreciate your time and thoughtful consideration of this request. I would be more than happy to provide additional information, discuss possible solutions, or participate in any conversation that would be helpful as you review this matter. Thank you for your continued commitment to Idaho's student-athletes and athletic programs.

Respectfully,

Todd Cady
Athletic Director, Columbia High School
Tournament Manager, Rollie Lane Wrestling Invitational

To: IDHSAA Rule Change Committee

From:

Austin Hall

Girls Golf Coach, Lewiston High School

ahall@lewistonschools.net

509-330-0316

October 31st, 2025

Subject: Proposal for Change of Golf Coach Rule 4a

I hope this letter finds you well. I am writing on behalf of several Idaho Golf Coaches to formally propose a rule change regarding Coaches Rule 4a as stated in the 25/26 IDHSAA Golf Rules and Regulations Manual. I mentioned this proposal at the 2025 5A State Championship Coaches Meeting, and based on the voices in the room, along with the conversations that took place, there were no coaches that voiced opposition to this proposed rule change. See supporting signatures below.

The current rule states:

4. Coaches

- a. Coaches may talk to players during events only between holes from green to tee box and/or between nines. They may advise players on course management, playing etiquette and offer technical advice and/or instruction. Only two coaches per team are allowed to coach during an event. Communication during the play of a hole is a breach of the rules and is a two stroke penalty.

Proposed Rule Change:

- Coaches may talk/give advice to their players from **the tee to the green**, but coaches can not go onto the green. Once a player steps onto the green, coaching must stop until the player holes out and leaves the green for the next teeing area, regardless of whether the player steps back off the green during that hole. Communicating with the player once they have stepped onto the green is a breach of the rules, and is a two stroke penalty. Coaching is allowed post-hole. When coaches are giving advice to their players it must not impede the pace of play.

As a University of Idaho Professional Golf Management graduate and a former golf professional with 15 years of experience in the golf industry, I truly believe that a change in this rule would enhance the experience for our athletes. This change would not only help player development, but also allow coaches to have a bigger impact on their athletes' success. At the collegiate and professional level, golfers are allowed to have a coach/caddy provide support for an entire

round, yet we are leaving teenage athletes to figure out this very challenging game on their own. Coaches are handcuffed with their abilities to coach with the current rule. For example, if a coach has 5 players spread out over 18 holes, it is virtually impossible to have meaningful conversations with their players during the 30-second walk from green to tee. Several of our neighboring states have a similar rule to the one I am proposing, and I am hopeful you will consider the positive impacts this could have for our athletes and coaches.

I appreciate your time regarding this matter. See the following Supporting Signatures of the Idaho Golf Coaches & Administrators that were in favor of this change when it was emailed to them. Please let me know what more I, or the rest of the group can do to move this proposal forward for consideration and approval for the 26-27 season.

Sincerely,
Austin Hall
Girls Golf Coach, Lewiston High School

Addendum:

Washington's Rule reads:

- Coaching is allowed tee-to-green and post-hole until the player steps onto the next green.
- Once a player steps onto the green, including to repair a pitch mark, coaching shall stop until that player holes out and leaves the green for the next teeing area.
- Coaches may not go on to the green, but may look for balls in any penalty areas on the course.

Utah's Rule reads:

- At the State Championship, coaches are not allowed on the putting surface during official play.

Nevada's Rule reads:

- Coaching is permitted on all areas of the course in the NIAA Class(es) 5A, 4A, 3A and 2A region and state golf tournaments.
- It is imperative that coaches do not slow the pace of play. Slow play will be penalized as per USGA rules.

Wyoming's Rule reads:

- Coaches may give advice at any time during the stipulated round, and/or during any suspension of play. The advice shall not unduly delay play.
- Penalty for breach of condition: by a participant – two strokes; by a coach – two strokes will be added to the coach's school's score.

Montana's Rule reads:

- Authorized coaches are allowed to coach a player up until the player and the player's ball are on the green. If any part of the player's ball is on the actual green, the ball is considered on the green. Once the player arrives at the green (no delay by the player), the coach can have no more communication with the competing player(s) until all players in the group have holed out. When providing advice, a coach must not enter a bunker. Coaches are not to assist or instruct a player regarding any putting on the green. There is to be no delaying of play when providing instruction during the prescribed coaching time.
- The advice shall be given in a private manner and does not unduly delay play.

Supporting Signatures:

Jessica Shawley - District 2 - Lewiston Golf Coach
Colleen Hall - District 1 - Lakeland Golf Coach
Brian Williams - District 1 - Lakeland Golf Coach
Sam Parry - District 3 - Boise High School Golf Coach
Doug Schlader - District 6 - Shelley High School Golf Coach
Taylor Judy - District 3 - Bishop Kelly High School Golf Coach
Michelle Judy - District 3 - Bishop Kelly High School Golf Coach
Tyler Rupe - District 6 - Blackfoot High School Golf Coach
Bailey Iguchi - District 5 - Pocatello High School Golf Coach
Kai Iguchi - District 5 - Pocatello High School Golf Coach
Lewis Dean - District 3 - Middleton High School Golf Coach
Jonathan Gibbs - District 3 - Rocky Mountain High School Golf Coach
Joe Gossi - District 3 - Eagle High School Golf Coach
Jay Ozuna - District 3 - Caldwell High School Golf Coach
Michelle Miller - District 3 - Meridian High School Golf Coach
Pete Clark - District 3 - Owyhee High School Golf Coach
Jeremy Dennis - District 3 - Borah High School Golf Coach
Nathan Thompson - District 4 - Twin Falls High School Golf Coach
Wallace Foster - District 6 - Shelley High School Golf Coach
Tyson Bowen - District 6 - Skyline High School Golf Coach
Jeff Lake - District 1 - Coeur d'Alene High School Golf Coach
Chase Bennett - District 1 - Coeur d'Alene High School Golf Coach

Eagle

Caldwell

Burke Davis
Principal

**Cortney
Markham**
Assistant Principal



Shelley High School

Home of the Russets

Rebecca Denning
School Counselor

Taylor Dial
School Counselor

Robert Crompton
Athletic Director

Shelley High School
570 West Fir
Shelley, ID 83274
(208) 3577400

February 23, 2026

IHSAA Director Chad Williams, Assistant Directors Julie Hammons, Mike Federico, and Board of Directors
8011 Ustick Rd
Boise, Idaho 83704

RE: Athletic Eligibility

IHSAA,

I am writing to propose that we place Rule 8-2 (Age Eligibility) on an upcoming agenda so we can take time to review it together, particularly in light of recent questions and concerns that have been raised within our community.

Rule 8-2 currently states: A student becomes ineligible for athletics upon completion of the sport season in which he or she turns twenty (20) years of age.

As written and from my understanding, the rule allows a student to compete through the end of the sport season in which they turn 20. They do not become ineligible on their 20th birthday, but rather at the conclusion of that specific season. For example:

- If a student turns 20 in September during football season, they may finish the football season, but would be ineligible for any future sports after that season ends.
- If a student turns 20 in January during basketball season, they may complete that basketball season and would then become ineligible afterward.
- If a student turns 20 in July, before fall sports begin, they would be ineligible for the upcoming school year.

The rule is tied to when a student turns 20 during a sports season, not to their age at graduation. In recent months, questions have surfaced regarding how this rule applies in situations where students reclassify and extend their high school eligibility timeline. Specifically, there is concern about students who may compete during their senior season at age 19 and then turn 20 before graduation, while still remaining eligible under the current language of the rule. There have been instances in which students have been reclassified by two full

academic years. Families choose to reclassify for a variety of reasons, including academic readiness, social development, or personal circumstances. At the same time, it is widely recognized that in some situations, reclassification may also be influenced by athletic considerations. An additional year or two can allow for further physical development, skill progression, and increased exposure in the college recruiting process. For students with collegiate aspirations, this can improve visibility and scholarship opportunities. While supporting student opportunity is important, this also raises broader questions for us to thoughtfully consider.

One area of concern is student safety, particularly in high-contact sports such as football. Football involves significant physical contact, and differences in age, maturity, and physical development can meaningfully impact play. While age alone does not determine size or strength, the developmental gap between a 20-year-old and younger high school athletes (ages 16-18) may be substantial. It is worth reviewing whether our current age eligibility structure fully reflects our responsibility to prioritize student safety. Another area to consider is competitive balance. When students reclassify multiple years and approach age 20 while competing at the varsity level, some in our community feel this may create an unintended competitive advantage and shift the spirit of high school athletics away from its traditional educational framework. There is also concern that tying eligibility solely to turning 20 during a sports season may not fully address situations in which a student will be 20 at the time of graduation.

My intent in bringing this forward is not to advocate for a specific policy change, but simply to create space for conversation and reflection. Over the past several months, multiple parents have reached out to me with questions and concerns about how this rule is currently applied. I believe a thoughtful discussion would give us the opportunity to:

- Revisit the original intent of Rule 8-2
- Examine how reclassification trends may be affecting its application
- Evaluate safety considerations, particularly in football
- Consider whether the current language adequately preserves competitive equity
- Determine whether clarification or adjustments may be appropriate
- Others, the board may believe that I am not thinking about.
-

I appreciate your consideration in assessing the current rule 8-2.

Thank you for your consideration.

Sincerely,

Burke Davis

Shelley High School

570 West Fir Street, Shelley, Idaho 83274 (208)357-7400

shelleyschools.org